

# JESUS DISCOVERY PROJECT



TEACHING MATERIAL FOR 5-11 YEARS

## SERIES 03: IN HIS IMAGE, YOU CHOOSE (GENESIS CHAPTERS 1-11)

As people made in the image of God who chooses to bring life, we have the ability to choose the way of life or death

Author: Eleanor Delpont

In His image, you choose by Eleanor Delport

First e-book edition 2022

© Copyright 2022 Eleanor Delport—All Rights Reserved

Visit our website at [www.jesusdiscovery.uk](http://www.jesusdiscovery.uk)

Updated: Feb 2026

# JESUS DISCOVERY PROJECT



BIBLE STUDY SERIES AGE 5-11 YEARS

IN HIS IMAGE, YOU CHOOSE (GENESIS CHAPTERS 1-11)

7 sessions

Author Eleanor Delport

This series looks at the beginning stories in the Bible, which are foundational to our understanding of everything else that happens in scripture. We will be introduced to the Creator God who brings order out of chaos and to the concept of being made in His image. As image bearers of God, we have the ability to choose between following God's way, which leads to life and flourishing, or our own way, which leads to sin and death. We will explore the different characters in Genesis 1-11 to see the choices that people make and the consequences that come from those choices. This series ends with a session on Jesus, the true and complete image of God, and what He shows us about the love of God.

Key topics covered include: creation, fall, consequences of sin, free will, sacrifice; being image bearers of God as individuals and how God displays His beauty and image through different cultures across the earth; Jesus as the image of the Father.

Each session includes: starter questions, story, craft, usually two games, prayer activity, discussion and memory verse.

# IN HIS IMAGE, YOU CHOOSE

## CONTENTS

SESSION 1	PAGE 5
Genesis 1-2:3 · Creating order · Creation, Image, Worship	
SESSION 2	PAGE 14
Genesis 2:4-25 · Potter and Clay · Creation, Image, Thanksgiving	
SESSION 3	PAGE 17
Genesis 3 · Sin leads to death · Sin, Messiah, Bread and Wine	
SESSION 4	PAGE 20
Genesis 4 · Sin separates · Sin, Repentance	
SESSION 5	PAGE 25
Genesis 6-9 · Flood · Judgement, Mercy, Forgiveness, Sacrifice	
SESSION 6	PAGE 32
Genesis 11 · Babylon's beginning · Image, World Cultures, Global Church	
SESSION 7	PAGE 35
Matthew 11:25-12:19 · Jesus, Image of God · Sabbath, Rest	
EXTRA GAMES	PAGE 39



# IN HIS IMAGE, YOU CHOOSE

SESSION 1: GENESIS 1-2:3,  
CREATING ORDER

## MAIN POINT

God chose to create the universe as an expression of His love. He wants our lives to reflect His love. He brought order out of chaos with His words. We are made in His image, therefore we can choose to use our words for good.

## WELCOME

Share news and take register



## STARTER QUESTION

In this series, we are going to see how we are made in the “image of God”, that is God shows the world what He is like through the people He makes and one thing this means is that we get to make choices.

What choices did you make this morning? (E.g. what to eat or breakfast, what to wear, whether to brush your teeth, etc.)

## CHOOSING GAME—NORTH, SOUTH, EAST, WEST

We are going to look at the creation story today. God chose to make the world and to make us in His image. One thing that means is that we have the ability to make choices too.

In this game, you will choose to run to the North, South, East or West corner of the room. Without looking to see who’s in which corner, the leader will call out something like “everyone in the North corner stand on one leg!” If you are in the north corner, you must follow the instruction. (Other examples...everyone in the West corner jump up and down, pretend to be a monkey, pat your head and rub your belly, etc.)

## INTRODUCTION

We are starting a new series! We are going right back to the beginning of the Bible.

The Bible gives us two separate stories about God creating the world.





Both are true and both give answers to the questions of who God is, who we are and what the world is here for, but they tell the story in different ways. Let's see how this works.

*You will need: print outs of the four stories in Resource 1, Page 8-11*

Read the different stories about the creation of Mr Freeze's ice cream shop.

Mr Freeze answered each of his friends differently. Does that mean the stories were not true? Why do you think he answered them differently?

The Bible gives us two different stories about God creating the world and both of them are true and give us different insights into why God made the world, what He thinks of the world and where people fit in. Today we are going to read the first one.

### MULTIPLE CHOICE

Q. What does the word **chaos** mean?

1. It is a pair of jolly pyjamas
2. It is when everything is okay
3. It is when things are jumbled up and confused

The opposite of "chaos" is "order". If I had a jumble of letters and I put them in an order, I could make useful words out of them that have a meaning. If I had a jumble of bricks and stacked them together, I could make a house out of them to keep me warm. This would be taking something chaotic and jumbled up and giving it "order" so that it is useful.

Our first story is going to show us how God takes things that are jumbled up or chaotic and He gives them order, making them useful.

### STORY (AND CRAFT)

You will need a print out of Resource 2 (page 13) for each child and pens or pencils. Use Resource 2 (pages 12-13) and the instructions to tell the story. As you go through, get the children to fill in their activity sheet.



### GAME—UNTIE THE KNOT

We are going to do some unjumbling now.

Everyone should stand up and make a circle. Then everyone stretch out your hands into the circle and take hold of two other people's hands (one with your left hand and one with your right). No one let go! You have made a human knot. Now by moving around each other, stepping over or



under arms, try and untangle the knot.



## DISCUSSION

Did God have to make the world? No He chose to. God took the jumbled up chaos and sorted it out into useful spaces. He then filled those spaces with beautiful creatures. What did God use to unjumble and create everything? Did He use his nose? His toes? Or something else...? His voice! God chose to use His voice to bring life. We can choose to use our words to bring life too. How might we do that?

## ACTIVITY OPTION 1

You will need: either a big ball of playdough, modelling clay, kinetic sand or mud, sticks and leaves

Have the ball dough (or alternative) in the middle of the group. This represents chaos. Ask the children to take a piece and shape it into an animal, tree, mountain and so on. You are practicing making order out of chaos like God did at creation!

## ACTIVITY OPTION 2

You will need: a mirror for each small group

Take it in turns to look in the mirror. Who is in the mirror? How do you know it is that person? When you talk, what happens to the mouth of the person in the mirror? When you smile, what happens to the face in the mirror?

The mirror gives an image or reflection of you. If God's words have the power to bring life and you are His reflection, what do you think that means about your words? They have the power to bring life too. In what ways can your words bring life? (E.g, prayer, encouragement, worship, creativity, wisdom, etc.)

## PRAYER AND WORSHIP

Let's thank God that He chose to make a beautiful world and to make us in His image and pray that we choose to use our words to bring life and blessing to people this week.



## MEMORY VERSE

*"So God created mankind in his own image,  
in the image of God he created them;  
male and female he created them. " Genesis 1:27 (NIV)*



IN HIS IMAGE, YOU CHOOSE: GENESIS 1-2V3

RESOURCE 1, INTRODUCTION – TELLING STORIES

Mr Freeze created an ice cream shop. Some friends of his asked him about how he made it. Listen to their questions and his answers. Does he answer the same way each time?

1. Mr Rubble the builder asked Mr Freeze "how did you create your ice cream shop?" Mr Freeze replied...

First I bought some land, then I hired some builders to clear the land...



...I asked them to put in a big window at the front, a kitchen and a serving cabinet...



...then the builders laid down some bricks and stuck them together with mortar...



...after months it was finished!



IN HIS IMAGE, YOU CHOOSE: GENESIS 1-2V3  
RESOURCE 1, INTRODUCTION – TELLING STORIES

Mr Freeze created an ice cream shop. Some friends of his asked him about how he made it. Listen to their questions and his answers. Does he answer the same way each time?

2. Mrs Yum the cook asked Mr Freeze “how did you create your ice cream shop?”  
Mr Freeze replied...

First I visited all of the dairy farms nearby to choose the best milk...




...then I got friends and family to try the ice cream flavours they liked best...



...then I bought a new ice cream maker and practiced with different flavours...



...after a year of tasting, I had a delicious menu!



IN HIS IMAGE: GENESIS 1-2V3  
RESOURCE 1, INTRODUCTION – TELLING STORIES

3. Mrs Penny the businesswoman asked Mr Freeze “how did you create your ice cream shop?” Mr Freeze replied...

First I saw that there were no ice cream shops on the sea front, then I worked out how many people use the beach and asked them if they liked ice creams...




...then after the shop was built, I hired a cleaner and a shop assistant...



...then I went to the bank and got some extra money...



...then I spent a couple of weeks putting up posters and invited everyone to an ice cream party to open the store!



IN HIS IMAGE, YOU CHOOSE: GENESIS 1-2V3  
RESOURCE 1, INTRODUCTION – TELLING STORIES

4. Mr Growth the teacher asked Mr Freeze, "how did you create your ice cream shop?" Mr Freeze replied...

When I was a boy, I loved eating ice creams...




...I worked hard at maths and English and went to college to learn how to work in the food industry...



...I realised that ice creams bring happiness to people, so I dreamt of setting up my own ice cream shop...



...after years of hard work I had everything I needed to start my own shop!



**IN HIS IMAGE, YOU CHOOSE: GENESIS 1-2V3  
RESOURCE 2, STORY — CREATION**

Read *Genesis 1v1-2* Before God created, the world is described as a being like raging chaotic waters. Let's see what God does to bring order out of it (Draw a scribble in box 0)

Read *Genesis 1v3-13* On the first day, what does God sort out or bring order to? Light and dark (Colour in half of box 1 dark colour and half a light colour or leave white). On the second day, what does God sort out? Sea and sky (Draw sea and sky in box 2). On the third day, what does He sort out? Land and sea (Draw land and trees in box 3).

Now that God has made some useful spaces, He is going to fill them up.

Read *Genesis 1v14-19* What does God put in space? Stars, sun, moon, planets (Draw sun moon and stars in box 4).

Read *Genesis 1v20-23* What does God put in the sky and sea? Birds and fish (Draw birds and fish in box 5)

Read *Genesis 1v24-31* What does God make for the land? Animals and people (Draw animals and people in box 6)

Read *Genesis 2v1-3* What did God do on the seventh day? He rested. After God had un-jumbled everything and made beautiful creatures, He settled in with His creation to enjoy everything that He had made. What does that tell us about why God made the world? He really wants to live with us! He did all that work to make a home for us all to share with God. Why do you think He wants to live with us? He loves us! (Draw a heart in Box 7)

Example:



IN HIS IMAGE, YOU CHOOSE: GENESIS 1-2V3  
RESOURCE 2 — CREATION

0

1

4

2

5

3

6

7

# IN HIS IMAGE, YOU CHOOSE

SESSION 2: GENESIS 2:4-  
25, POTTER AND CLAY

## MAIN POINT

God wanted not just one, but lots of people to be His image on the earth. He carefully created each of us and breathes His Spirit into us, to give us life.

## WELCOME

Share news and take register



## STARTER QUESTION

What did we learn about last week? (God created order from chaos, made a home for Him to live with us in. His words are powerful and we are made in His image, able to speak and make choices)



## CHOOSING GAME—FRUIT BASKET VARIATION

As people made in the image of God, we get to make choices. In this game, the person in the middle will choose a colour.

Everyone stands in a circle, with one child in the middle. The child in the middle **chooses** a colour. Anyone wearing something of that colour has to cross the circle and find a place to stand while the child in the middle has to try and steal the place of one of the children in the circle. The last person to find a place takes a turn in the middle.



## MULTIPLE CHOICE

Q. What is a Potter?

1. Someone who likes stacking containers
2. Someone who makes things out of clay
3. Someone who is continually moving their plants around



## STORY

Do you remember talking about different ways of telling a



story? Have a look at the stories of creating Mr Freeze's Ice Cream shop again (**Resource 1, page 8-11**). Mr Freeze told the story differently each time, but the stories were all true. Today we are going to look at the second way that the Bible talks about God creating the world. Instead of looking at the whole universe, this story is going to focus in on a special garden and the people that God put there.

*Read Genesis 2:4-5* Last week, do you remember how the world was described before God brought order to it? It was like a wild dark chaotic ocean, all jumbled up. God brought life by hovering over the chaos with His Spirit and speaking words of life. In this story, before God starts creating, it uses a different picture. It describes the world as being like a dry desert with no plants, no rain and no people.

*Read Genesis 2:6-7* How does God make people in this story? He sends a mist to make the dust wet and then He moulds the dust into people, like a potter moulding clay. He breathes life into his nostrils.

*Read Genesis 2:8-10 and verse 15* What home did God make for the human? A garden. What does God put in the garden that the human is going to need? Food and drink.

*Read Genesis 2:16-25* God didn't just want one person to be His image, His reflection, and enjoy His world. He wanted many. Each person is different and each person is valuable.

## GAME—BEAN GAME

God planted all kinds of plants and fruit trees in the garden of Eden there might even have been delicious beans!

The children all stand facing the caller. When the caller calls out a type of bean, the children do that action. For a list of beans, see Bean Game in Resource 7 (page 38)

## REFLECTION AND PRAYER

[NOTE: This reflection will speak truth over the children as to who they are and how much God loves them. Satan would love to snatch away this truth, so before you begin, quietly pray over the children that God's truth would enter their hearts. Bind up the lies of the enemy in the name of Jesus that will try and take the truth away. Invite the Holy Spirit to help the children understand God's love for them.]

You might want to put some gentle instrumental music on in the background. Ask everyone to find a space, lie down and close their eyes while a leader tells them the following:

"Imagine God looking into dark empty space.

God chose to fill that empty space with stars and planets and to make a



beautiful world. Imagine that space being filled with colourful planets.

Now imagine God kneeling in the soil on the earth and planting a garden. He chose to plant a garden where humans could live and have everything they need for life and happiness.

Imagine God looking at all the world and calling it good. But when God saw that there was only one human, He said that it was not good. Something was missing. God wants billions of people to love and to show the world what He is like. Each of these people are unique, that means there are no two the same, and each of them are valuable to God. Imagine that God has clay in His hands and He is carefully squeezing it and shaping it into a person. He is choosing to make a person and to love that person. Imagine you are that person and God is holding you very carefully. He is making your legs the right length and your arms and giving you a face. God is smiling at you and telling you that you are excellent. He is saying that He loves you with all His heart. Then imagine God breathing gently into your nostrils.

Take a deep breath in and out. You can feel His warm breath fill your chest and you breathe deeply and calmly as He gives you life. You are a person made of skin and bone and made alive by the Spirit of God to show the world what God is like. God is giving you a special job to do, to show other people what He is like and how much He loves them and He says that He will always be with you and will always be helping you.

Now slowly sit up and look around you. God has made all of these people. He loves each of them. In your hearts, thank God for every person in the room.”

Once you have given everyone a chance to do that, ask some children to lead everyone in prayers of thanksgiving

### CRAFT—CLAY MODELLING

You will need either clay, plasticene, playdough or fimo clay and paper plates to carry their creations home on. If using modelling clay, you will need paper towels, a bit of water, a table cloth and some way of the kids washing their hands afterwards

Ask the children to make a person (could be themselves) out of clay

### MEMORY VERSE

*“So God created mankind in his own image,  
in the image of God he created them;  
male and female he created them.” Genesis 1:27 (NIV)*



# IN HIS IMAGE, YOU CHOOSE

SESSION 3: GENESIS 3, SIN  
LEADS TO DEATH

3

## MAIN POINT

We can choose God's way that leads to life or sin that leads to death. God promised a snake crusher who would defeat sin and Satan forever, Jesus Christ.

## WELCOME

Share news and take register



## STARTER QUESTION

What have we learnt so far about why God made the world? Do you remember what being made in God's image means?

## MULTIPLE CHOICE

Q. What does it mean to be "wise"?

1. To understand, judge and do well
2. To be old
3. To be good at making jokes



## GAME—LIFE OR DEATH

Choose one end of the room to be life, health and joy and the other end of the room to be death, sickness and pain. Read out these statements and the children should run to one end of the room to vote on whether they think it will lead to life/health/joy or death/sickness/pain. (Some are silly, some more serious)

- 1) Looking after your teeth by brushing them everyday
- 2) Only eating sugar and nothing else
- 3) Being kind to your grandparents
- 4) Picking a fight with a wild bear



IN HIS IMAGE, YOU CHOOSE  
GENESIS 3



- 5) Never doing any exercise
- 6) Eating fruit and vegetables
- 7) Obeying your parents
- 8) Sharing your bedroom with a crocodile
- 9) Playing in the snow in shorts and t shirt
- 10) Buying flowers for your mum

Some things we choose to do lead to life and flourishing, others lead to pain and sadness.



## STORY

*God made a glorious home for people to live in and gave them a wonderful job to do. They were to show the world what He was like (be His image) and they were to look after the world on God's behalf so that all life would flourish. God had provided everything they would need to do the job and to enjoy living in His creation. There was just one thing they were not to do.*

*Read Genesis 2:16-17 God gave Adam and Eve an abundance of food in the garden. What was the one thing that they were not allowed to do? Eat from the tree of the knowledge of good and evil. In other words, they were not to choose for themselves what they thought good and bad was. They were to trust what God said.*

*Read Genesis 3:1-6 Why did Eve and Adam eat the fruit? (It looked good and they thought it would make them wise.) The snake lied to them and tricked them into thinking that it would be a good idea and lead to them having a better life.*

*Read Genesis 3:7-13 What happened when they ate the fruit? (They wanted to hide themselves, they were afraid and blamed each other.) This is called shame. Sin often looks good, but it does not lead to joy, it leads to wanting to hide from each other and makes us afraid of what others will think of us.*

*Then God told the people what would happen now that they had chosen to live by their own wisdom, instead of the way that God said was good. He explained that they would find it very difficult to work and grow food. They would have painful relationships with one another and bringing up families would be painful, because they would sin against each other and they would one day die and return to the dust of the earth that He had made them from.*

*However, God also spoke to the snake, Satan, who had tricked them.*

*Read Genesis 3:14-15 God explained that Satan and mankind would be against each other, but He also promised that there would one day come a human being who would fight the snake and crush the snakes head, while being wounded on the heel. This is the promised "Messiah" or "anointed one". Do you think the snake crushing Messiah will live by what people and Satan say right and wrong is or by what God says right and wrong is?*



## CRAFT—BOOKMARKS

You will need card, pens, stickers or decorations, wool or ribbon and a hole punch for the top (optional)

Create a bookmark for your Bible and write on it “God’s words lead to life”



## GAME—SIMON SAYS

Adam and Eve struggled to follow God’s commands instead they did what the snake said. We are going to see how well you can follow instructions with a game of Simon Says. When Simon says something, you should do it, when it isn’t something Simon has said, don’t do it.



## DISCUSSION

Read *Genesis 3:20-24* How did God help Adam and Eve after they had sinned? (He clothed them and covered their shame.) Where did they have to go now they had sinned? (They were not allowed to live forever and they had to leave the garden and God’s presence)



Sin can look good sometimes, but does it lead to joy or sadness? Can you think of any times that you have wanted to sin, it has felt right to you, but then it has led to pain and sadness? Does sin bring people together in love or push them apart?



## PRAYER ACTIVITY

Jesus is the snake crushing hero, who defeated Satan at the cross forever. He lived by God’s word completely, overcoming sin. He clothes us in His goodness. He made a way for us to come back into God’s presence and live with God again. Thank Jesus for saving us.

## MEMORY VERSE

“So God created mankind in his own image,  
in the image of God he created them;  
male and female he created them.” *Genesis 1:27 (NIV)*



# IN HIS IMAGE, YOU CHOOSE

SESSION 4: GENESIS 4, SIN  
SEPARATES

## MAIN POINT

Sin separates us from each other and leads to sadness and loneliness. We have a choice. We can choose to say “Yes” to sin or choose to say “Yes” to God.



## WELCOME

Share news and take register

## STARTER QUESTION

What did you learn last week? (Adam and Eve sinned and had to leave the garden of Eden, but God promised that a snake crusher would come to defeat Satan)



## MULTIPLE CHOICE

Q. What is an offering?

1. A round inflatable for staying afloat in the swimming pool
2. A gift given in worship to God
3. A bargain in the supermarket



## GAME—BETTER TOGETHER

God wants us to work together, today we are going to see another example of how sin drives people apart from each other. This game is about working together.

*You will need pieces of paper enough for one between two*

Get into pairs with one piece of paper between each pair. Pairs line up at one end of the room. Each pair has to race from one end of the room to the other while holding the paper sandwiched between the elbow of one child and the elbow of the other. If they drop the paper they have to start again. For more variations, you can try it between the leg/wrist/finger/palm of one and the leg/wrist/finger/palm of the other child.





## STORY

*I suggest you act out this story with someone as God, who Cain and Abel bring their gifts to, one as Cain, one as Abel and the rest as sheep (one of which can be offered to God as worship by Abel). You will need fruit for Cain to offer God.*

*Read Genesis 4:1-12*



## DISCUSSION

What made Cain angry? (Abel had been accepted, but Cain had not)

God spoke to Cain and said that he would be accepted if he did well, but if not, he must watch out, because sin is crouching at the door. Like Adam and Eve, Cain had a choice. He could choose to turn away from His anger, repent and find out what kind of worship God would accept or he could give into His anger. What did Cain choose to do? (Give into anger and kill Abel)

Like Adam and Eve, Cain chose to ignore God's warning. What did God do next? (He came to speak with Cain, like he came to speak with Adam and Eve, and He sent Cain further away from Eden and his family)

Cain thought that killing Abel would make him happy. How do you think Cain felt at the end of the story? (Angry, lonely, sad) Sin leads to sadness and it drives people away from one another.



## GAME—CHOICES

Adam and Eve had a choice to make, Cain had a choice to make. Part of being made in the image of God is that we get to make choices. This game is about choosing.

*You will need 3 cups and one small ball/object per small group.*

Divide the children into small groups. In each group, the adult leader will start to demonstrate what to do and then children can take turns with the cups. The person with the three cups turns them over, hiding a small object (e.g. a ping pong ball) inside one cup. Move the cups around upside down and ask the other children to choose which cup they think the ball is in.

## CRAFT—CHOICE MOBILE

*You will need string or wool, tape, the template in Resource 3 (page 23) printed out, scissors, pens and things to decorate*





Create a mobile by cutting out the three shapes, sticking a piece of string to hold them together with a loop at the top and folding over the rectangle so that one side shows ‘‘Yes!’’ to God’ and the other shows ‘‘No!’’ to sin’.



### PRAYER ACTIVITY—SORRY STONES

*You will need: pebbles, a bowl of water, a tea towel*

Think about your week. What sort of choices have you made this week? Is there anyone that you need to say sorry to or forgive? Use the sorry stones by picking up a stone, saying sorry to God in prayer and then washing the stones in the water. Praise God that He makes our hearts clean and brings people back together.

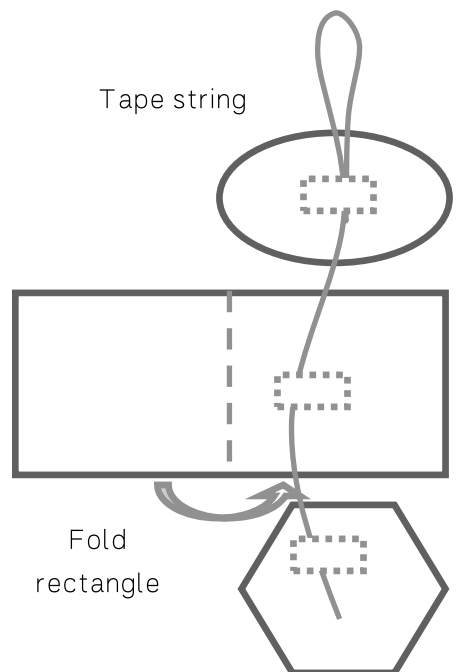

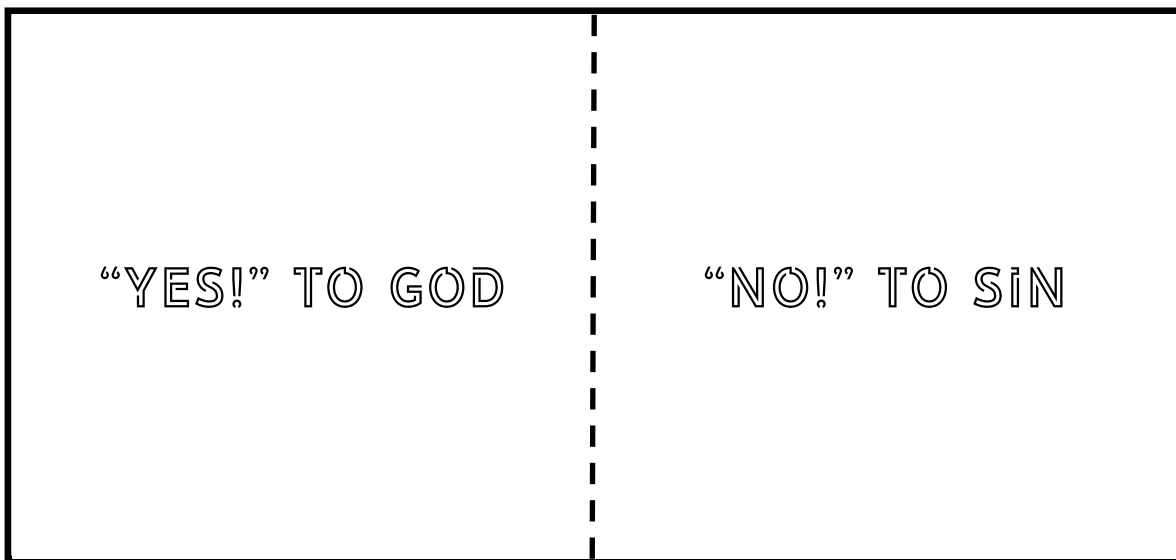


### MEMORY VERSE

*‘‘So God created mankind in his own image,  
in the image of God he created them;  
male and female he created them.’’ Genesis 1:27 (NIV)*



Cut out shapes





# IN HIS IMAGE, YOU CHOOSE

SESSION 5: GENESIS 6-9,  
FLOOD

## MAIN POINT

Noah made the choice to obey God and God looked after him, his family and the animals. In response to Noah's sacrifice, God forgave his sins and blessed the earth.



## WELCOME

Share news and take register

## STARTER QUESTION

What did we learn last week? (Cain and Abel; Cain chose to say yes to sin and it led to sadness, loneliness and death) Can you think of some good choices you made this week?



## MULTIPLE CHOICE

Q. In the Old Testament, if someone **sacrifices** something, what are they doing?

1. Washing something with soap
2. Tickling something with feathers
3. Giving something to God

People would give something to God, like food or an animal, in order to pay for their wrongdoing or give thanks in worship to God



## INTRODUCTION

*You will need, a flipchart / large piece of paper and some pens OR a just a large piece of paper, if outside. In this activity, you will visually demonstrate how each generation's sin covered God's good world from Adam to Noah, either indoors by getting the children to line up and step forward one after the other to scribble over the paper or outdoors by getting the children to line up and one after the other stamp muddy foot-prints on the piece of paper, as you tell them the following:*





Do you remember the choice that Adam and Eve and Cain had? They could choose to say “Yes” to God or “Yes” to Sin. What did they choose? (Sin) What were some of the consequences of their choices? (They had to leave the garden, they were not as close to God, they hurt each other, sadness, loneliness, death, etc.)

In every generation from the time of Adam to the time of Noah, ten generations, the people made more and more wrong choices.

Line up and one at a time come and scribble on/stamp on the paper. Adam sinned...Cain sinned... Cain's son sinned...and the next generation chose sin...and the next person sinned...and the next...etc. etc.

How do you think we can ever get this paper back to looking clean again? We will have to start over with a new piece of paper and that is what God did with the flood.



### STORY

*This will probably be a very familiar story for most of the children and one they can act out. An adult can be God/the narrator and children Noah's family and the animals. Have a parachute or large sheet ready to unroll as the ark/sea. As this story spans 3 chapters, you will find the verses (from International Children's Bible), questions and instructions for story telling all in one place in Resource 4 (page 24-25) to make the reading easier for the leader.*



### GAME—PROTECT THE BOAT

You will need: cones to make a circle, balls or beanbags suitable for your space (i.e. soft, light balls particularly for indoor spaces), a hoop to act as the boat

Make a large circle with the cones and have the hoop in the centre of the circle. Pick 2-4 children, depending on the size of your space and group, to stand inside the large circle and defend the boat. The rest of the children stand outside the cone circle and are the waves of the sea.

The waves of the sea will try and throw the balls or beanbags into the hoop (the boat) to try and sink it and the defenders will try to stop the waves getting the balls/beanbags into the boat.

### CRAFT

You will need printouts of Resource 5 (page 26) coloured pens, coloured tissue paper and glue



Rip up the tissue paper and use the glue to fill in the rainbow on the activity sheet with a collage of colour. Colour in the activity sheet.





## PRAYER ACTIVITY

Noah trusted God and God protected Noah, his family and the animals in the ark. Are there any situations this week that you are worried about? Ask God to help you trust Him like Noah did and ask Him to protect and help you.

Thank God that He promised to bless us and look after us when we trust in Jesus.

## MEMORY VERSE

*“So God created mankind in his own image,  
in the image of God he created them;  
male and female he created them.” Genesis 1:27 (NIV)*



## RESOURCE 4—STORY, SESSION 5

*You will need: Parachute or large sheet and this resource for an adult leader to use*

**Genesis 6:11-14** People on earth did what God said was evil. Violence was everywhere. And God saw this evil. All people on the earth did only evil. So God said to Noah, "People have made the earth full of violence. So I will destroy all people from the earth. Build a boat of cypress wood for yourself. Make rooms in it and cover it inside and outside with tar.

*Why was God going to flood the earth? (The earth was filled with violence)*

**Genesis 6:18-19** But I will make an agreement with you. You, your sons, your wife and your sons' wives will all go into the boat. Also, you must bring into the boat two of every living thing, male and female. Keep them alive with you.

*What does God promise to do for Noah? (Make an agreement with him and his family to keep him alive) Noah had a choice whether to say "Yes!" to God or "No!" to him. What do you think he will say?*

**Genesis 6:22** Noah did everything that God commanded him.

*He made the right choice! He said "Yes!" to God. (Pretend to build a boat, unroll the parachute and have everyone get into the boat (parachute) in pairs)*

**Genesis 7:17-19** Water flooded the earth for 40 days. As the water rose, it lifted the boat off the ground. The water continued to rise, and the boat floated on the water above the earth. The water rose so much that even the highest mountains under the sky were covered by it.

*(Shake the parachute like waves around you and pretend to rock in the boat)*

**Genesis 7:23-24 and 8:1** So God destroyed from the earth every living thing that was on the land. This was every man, animal, crawling thing and bird of the sky. All that was left was Noah and what was with him in the boat. And the waters continued to cover the earth for 150 days.

But God remembered Noah and all the wild animals and tame animals with him in the boat. God made a wind blow over the earth. And the water went down. *(Blow like wind blowing away the waters)*

**Genesis 8:14-17a** By the twenty-seventh day of the second month the land was completely dry. Then God said to Noah, "You and your wife, your sons and their wives should go out of the boat. Bring every animal out of the boat with you."

*After 1 year and 17 days God tells Noah to come out, do we think Noah is going to make the right choice again and say "yes" to God?*

**Genesis 8:18-19** So Noah went out with his sons, his wife and his sons' wives. Every animal, everything that crawls on the earth and every bird went out of the boat. They left by families.

*He did! He made the right choice. (Everyone out of the boat. Have a good stretch. Try not to fall over!) If you had been in a boat for over a year, what is the first thing you would do when you came out do you think? (Have a party? Take a shower??)*

**Genesis 8:20** Then Noah built an altar to the Lord. Noah took some of all the clean birds and animals. And he burned them on the altar as offerings to God.

*As soon as they come out of the ark, Noah worshipped God! He offered a sacrifice of animals. Do you remember why people sacrificed animals before Jesus came? (To cover over sin and say thank you to God for forgiving them) I wonder if God will accept Noah's offering and forgive His sin.*

**Genesis 8:21** The Lord was pleased with these sacrifices. He said to himself, "I will never again curse the ground because of human beings. Their thoughts are evil even when they are young. But I will never again destroy every living thing on the earth as I did this time.

*God was so pleased with Noah's worship that He promised never to destroy the earth again with a flood. (Everyone cheer!) He blessed Noah and his family like He had blessed Adam and Eve.*

**Genesis 9:1a** He said to them, "Have many children. Grow in number and fill the earth.


*And He gave Noah a sign that He would never flood the earth to destroy it again.*

**Genesis 9:12-15** And God said, "I am making an agreement between me and you and every living creature that is with you. It will continue from now on. This is the sign: I am putting my rainbow in the clouds. It is the sign of the agreement between me and the earth. When I bring clouds over the earth, a rainbow appears in the clouds. Then I will remember my agreement. It is between me and you and every living thing. Floodwaters will never again destroy all life on the earth.

*Noah did it! He said "yes!" to God. He chose life and God rescued him and his family. Noah's family would also have sinned in their lives. Before and after the flood God said that people's hearts were evil and God could have wiped Noah's family out too if He had wanted to, but God accepted Noah's sacrifice, forgave them and blessed them instead.*

RESOURCE 5—CRAFT, SESSION 5

IN RESPONSE TO THE OBEDIENCE AND SACRIFICE OF HIS CHOSEN ONE, GOD FORGAVE AND BLESSED MANKIND



Genesis 8:20-9:1 Then Noah built an altar to the Lord. Noah took some of all the clean birds and animals. And he burned them on the altar as offerings to God. The Lord was pleased with these sacrifices. He said to himself, "I will never again curse the ground because of human beings. Their thoughts are evil even when they are young. But I will never again destroy every living thing on the earth as I did this time. Then God blessed Noah and his sons. He said to them, "Have many children. Grow in number and fill the earth.



# IN HIS IMAGE, YOU CHOOSE

SESSION 6: GENESIS 11,  
BABYLON'S BEGINNING

## MAIN POINT

God loves different cultures and people groups. People from all over the world can choose to show the world what He is like.

## WELCOME

Share news and take register



## STARTER QUESTION

What was the story last week? (Noah made the right choices and, because of his obedience and worship, God forgave his family and blessed them)

Can any of you speak a foreign language? Or anyone in your family speak a foreign language?



## INTRODUCTION

When God made people, He told them to fill the world and have children, spreading out over the whole of the earth. Each person has a choice to either do as God commands or to do their own thing. Last week, Noah chose to do what God asked of him and it brought life and blessing. This week we shall see if the next people made good choices as well.



## CHOOSING GAME—TOWER, TRAVEL, TALK

All the children walk around the room. The caller stands facing the wall so they cannot see the others. The caller shouts "1...2...3...Choose!" Each child chooses either **tower**: stand up tall with hands in the air; **travel**: strike a hiking pose; or **talk**: points to their mouth. Without looking to see who chose what, the caller then shouts either "tower", "travel" or "talk" and everyone who chose that category has to jump up and down 5 times. (If you prefer to make it more competitive they can be caught out or gain a point if their category is chosen)



## MULTIPLE CHOICE

Q. What does the word **culture** mean?

1. A bird that has 4 wings
2. How people in a particular place live, think and act
3. What you get when you put jelly on top of potatoes



## STORY

*When Noah came out of the Ark, he made a sacrifice to God and God blessed him and his family. God repeated to Noah what He had said to Adam and Eve. They were to have many children and fill the earth.*

*Read Genesis 11:1-9*



## DISCUSSION

Why do you think the people wanted to build the tower? (They wanted to be like God, reaching the heavens and for everyone to think they were great.) God had told Noah and the people after him to spread out, multiply and rule over the earth. Do you think they were obeying this command? (No they were staying in one place) God gave humans the honour of showing the world what He is like, but those who built Babel, were not interested in worshipping the Creator God and showing people what God was like. They wanted to worship themselves and make themselves God. What did God do to limit the evil that these people could do? (confused their languages so they had to stop building and had to spread out). Babel is the same word as Babylon, who later turn up in the Bible as enemies of God's people and enemies of God.



## GAME—SILENT TOWER TIME TRIAL

*You will need construction toy blocks or a Jenga set*

Sit the children in circles of 4-6 kids. Give each child 2 or 3 construction bricks (depending on how many you have available). When you say go, the children will go round in a circle taking it in turns to add their brick to the tower. They can only place one brick at a time and must place them one after the other in the order they are seated. Time the children to see how long it takes them to do it. The first time you time them, they are not allowed to talk. The second time they can talk to each other and the third time they cannot talk to each other. See if they can beat their times.

If they are quick and you have time for more variations, get them to arrange their bricks in a square/triangle/circle placing them one after the other without talking.

Can you imagine building a watch tower or a city without talking?!



**DISCUSSION**

Remember back to the second creation story in the garden of Eden. Was it good that there was just one human or not good? It was not good, God wants billions of people to love and lots of beautiful cultures and people groups to show the world what He is like. God makes us all different and He celebrates our differences. That is one of the reasons God wanted us to spread out across the earth.

Do you know anyone who looks different from you, speaks a different language or comes from a different country? Do you think God loves them more or less or the same as He loves you? He loves them just as much! One of the beautiful things about God's church is that it is made up of all people from all over the world!

**ACTIVITY—WORLD FOODS**

*You will need: food from different countries for the children to try*

Some of the things that make cultures unique are that they have different songs, different clothing styles, different art and different food. Explore some foods from different countries together and talk about those places.

**CRAFT—WORLD FLAGS**

You will need: a print out of world flags for the children to choose from, paper and pens. If your church is linked with churches in particular countries, you could use those countries flags in particular as you will be praying for people in these countries.

On your paper, draw one of these flags

**PRAYER ACTIVITY**

Share the flags you have drawn with each other. Pray for that country. Pray that God would bless the people there and would grow His church in that country.

**MEMORY VERSE**

*"So God created mankind in his own image,  
in the image of God he created them;  
male and female he created them." Genesis 1:27 (NIV)*



# IN HIS IMAGE, YOU CHOOSE

SESSION 7: MATTHEW 11:25-12:14 AND JOHN  
10:11-18,

## MAIN POINT

Jesus the true image of God brings us rest that was promised back in Genesis 1.

## WELCOME

Share news and take register



## STARTER QUESTION

What did we learn last week? (God wants lots of cultures and people groups to bear His image and He loves people from all over the world)

## MULTIPLE CHOICE

Q. What does the word Sabbath mean?

1. work really hard
2. be lazy and rude
3. stop and rest



## GAME— HAVE A REST

Ask the children to run from one end of the room to the other and back again until you call out "Rest, God's looking after you!" at which point they lie down and pretend to sleep. Then get them to jump up and go again and repeat a few times.



## STORY

You will need: a cushion, a cup of grass/ grain, some cotton wool, a shepherd's crook or a cross, plus some packets of cress seed. (You will use the cress seed and cotton wool in the craft).



We have been learning about how we are made in the image of God and we can choose to follow God or not. There is only one person who has always chosen to love God and has been the true and complete image of God. Who do you think that is? Jesus! He shows us what the Father is like. Today we are going to collect clues about what Jesus shows us about Father God.

Read **Matthew 11:25-30**

Jesus said that He came to reveal who the Father was. He was the true image of God. He said that He will bring rest to those who trust Him like little children. This is our first clue...a cushion...God gives rest to His children.

The Jews had a special day to remind them to rest. Do you know what day that was? It happened once a week... Sabbath. From Friday night to Saturday night they would rest. Why do you think they rested on the seventh day? Because God did after He created the world. That seventh day was supposed to remind them that God loves them and will look after them. It reminds them not to worry, because God is good and loves them like His little children.

BUT...Some people had forgotten that God loved them like a Father caring for His little children. They thought that they had to keep lots of rules to make God happy with them, especially on their rest day. The rules got in the way of loving people. They forgot that God is love. So Jesus showed them what God was like.

(You could act out the next two stories or do them with puppets.)

Read **Matthew 12:1-8** What did Jesus let His disciples do on the Sabbath? Pick grain from a field. This is our second clue...grain/grass. The disciples were like hungry sheep following their Shepherd. They were grazing in the field as the Shepherd led them. The Pharisees thought that was too much work and broke the rules. Why do you think Jesus let them eat? Jesus cared that His disciples were hungry.

Read **Matthew 12:9-14** Why were the Pharisees angry? Jesus had healed a man. Why did Jesus heal the man? Because He loved him. The Pharisees would have looked after their own sheep on the Sabbath. They were forgetting that this man was one of God's sheep whom God loves.

This is our third clue... cotton wool, like a fluffy sheep!

We have all our clues now...a pillow, grass / grain, cotton wool. What was Jesus showing us?

Father God is a loving Father who cares for people, feeds them and gives them rest. Not only this, but Jesus was undoing all the bad things that had happened since Adam and Eve disobeyed God. He was bringing people a taste of the New Creation, where, like in the beginning, there will be no more sickness and death. We remember this wonderful truth when we practice the Sabbath. On the Sabbath we stop and rest and remember that God loves us.



## CRAFT—CRESS POTS

You will need: The cress seeds and cotton wool from the story, some little pots (yoghurt pots or other small plastic pots), water, Resource 6 (page 36) cut into strips, tape or glue

Each child colours in one strip of paper with “Sabbath: Jesus brings us rest” written on it (extra space for their name) and sticks it around a pot. Then puts some cotton wool in the pot and some cress seeds on top. Add a little water to the pots.

The children will be able to see them growing at home and when they do, encourage them to remember that Jesus, the true Image of God, shows us that Father God loves us like a shepherd who cares for His sheep.



## GAME—SLEEPING SHEEP (SLEEPING LIONS)

Everyone pretends to be a sheep, resting in the care of the Good Shepherd. Lie silently on the floor. If you move or make a noise, a leader will tap you on the shoulder and you will be out.



## PRAYER ACTIVITY

Is there anything this week that you are worried about and would like Jesus, the Good Shepherd to take care of? Pray for each other for these things.

Thank God that He is a loving Father who cares for us and sent His Son to show us how much He loves us.



## MEMORY VERSE

*“So God created mankind in his own image,  
in the image of God he created them;  
male and female he created them.” Genesis 1:27 (NIV)*



RESOURCE 6 — CRAFT, SESSION 7, CRESS POTS

Sabbath: Jesus brings us rest

Sabbath: Jesus brings us rest

Sabbath: Jesus brings us rest

Sabbath: Jesus brings us rest

Sabbath: Jesus brings us rest

Sabbath: Jesus brings us rest

Sabbath: Jesus brings us rest

Sabbath: Jesus brings us rest

Sabbath: Jesus brings us rest

Sabbath: Jesus brings us rest

Sabbath: Jesus brings us rest

Sabbath: Jesus brings us rest

Sabbath: Jesus brings us rest

Sabbath: Jesus brings us rest

Sabbath: Jesus brings us rest

Sabbath: Jesus brings us rest

Sabbath: Jesus brings us rest

## EXTRA GAMES (RESOURCE 7)

### A GREAT WIND BLOWS

You will need: One chair or cushion per child

Make a circle of chairs facing and have all the children sit down, facing the middle. An adult calls out "A great wind blows for everyone who..." and ends the sentence with something along the lines of the examples below. Everyone to whom the statement applies stands up and swaps places with someone else in the circle.

If most children stand up, remove one chair and whoever cannot find a seat comes outside the circle and helps the adult choose a sentence.

*For example:*

*A great wind blows for ...*

*...everyone who has a brother*

*...everyone who has been camping*

*...everyone who has a little sister*

*...everyone who has brown hair*

*...everyone who has blue eyes*

*...everyone who has eaten toast for breakfast*

*...everyone who has a pet cat*

*...everyone who likes to ride a scooter*

*...etc.*

### BLIND MAN'S BLUFF / MARCO POLO

You will need: A blind fold

One child wears the blind fold and has to try and tag the other children.

In Marco Polo, whenever the blind-folded child calls out "Marco", everyone else calls out "Polo", thereby giving away their position.

### CAT AND MOUSE

One child is chosen as the cat and one child is the mouse. Everyone else holds hands in a circle with the cat outside the circle and the mouse inside the circle. The children in the ring walk around holding hands and calling out this chant. "What time is it? Just struck nine. Is the cat home? He's about to dine!" Then the children stop and the cat has to chase the mouse by weaving in and out of the children. The cat must follow the mouse's path and cannot take a short cut.

## EXTRA GAMES (RESOURCE 7)

### DUCK, DUCK, GOOSE / NAME CHASE

All children sit in a circle. One is chosen to walk around the outside and tap each person's head saying "duck". On one head the child says "goose" and the "goose" has to jump up and chase the other child around the circle before they sit back in the "gooses" place.

Name chase is a similar idea, but instead of saying "duck", you say each child's name and instead of saying "goose", you say the name of your children's group or church. This is a good way of learning names.

### BALANCE CHALLENGE

Children stand back to back in pairs and link arms. Child A leans forward so Child B is flat on their back with legs in the air. Then return to the middle. Then Child B leans forward so Child A is flat on their back with legs in the air. Then, return to middle and, still linking arms. Try to sit down.

### MEMORY GAME

Sit children in a circle and ask them to think of one thing they like doing. Then choose someone to start. For example, Katie might say "I like to swim." The person next to her will say "Katie likes to swim, I like to dance." The next person, "Katie likes to swim, Fred likes to dance, I like to cycle"...and so on.

### CREATE A STORY

Sit the children in a circle. One starts off "Once upon a time..." The next adds a bit of the sentence "an octopus swallowed a..." then the next adds a bit more and so on until you are all the way round the circle.

### MAN DIDDY WATCHER

One person sits in the middle of the circle, blindfolded, with keys in front of them. Another person from the circle quietly takes the keys and walks around the outside of the circle back to their place. The person in the middle has three attempts to point at the person with their keys. If the stealer gets back to their place unnoticed, the group chants "Man diddy watcher, whose got your keys?" Then the person in the middle opens their eyes and has three guesses as to who has their keys.

### BEAN GAME

When bean is called, children do action. Baked bean—lie on the floor. String bean—stretch up tall and thin. Runner bean—run on the spot. Jelly bean—wobble. Jumping bean—jump. Broad bean—stretch wide. French bean—"Bonjour!". Chilli bean—shiver.



