

BIG STORY

Learn the overall story of the Bible and how it
all leads to Jesus

Author: Eleanor Delport

BLOCK 1: CREATION, FALL AND FLOOD

- Welcome, register, share news
- Teaching 1: Timeline Overview

The Bible is a collection of 66 books, which together tell one big story that leads to Jesus. We often dive into a small part of one of these books to learn about God, but over the Summer, we are going to help each other learn the big blocks of the Bible to help us understand how it all fits together

 - Using the Bible Timeline, step through the pictures with the children. Don't spend too long on each block. Help the children to recognise some of the main characters and big themes.
- Challenge 1: Order the Bible characters
 - Split the kids into older and younger children. There are two sets of labels. A slightly trickier set for the older children. In the two groups, stick a label with a Bible character written on it on each child. The children must put themselves in order as fast as they can.
- Challenge 2: Big picture 3-minute challenge
 - Ask a volunteer to see if they can run through the storyline of the Bible in 3 minutes. Use the score card to see how many main characters they mention and if they get them in order. Write their results on the leaderboard if they are happy with this
- Teaching 2: Big block focus – Block 1: Creation, fall, flood
 - Split into older and younger groups and ask them to tell you what the main things are that happened in the first big block: creation, fall and flood. Use the block notes to help you. Possible questions you could discuss are:
 - What special job did God give to people when He created the world?
 - In the Garden in Eden God warned Adam and Eve not to eat from the tree of the knowledge of good and evil. What do you think that tree represents? (Choosing our own version of right and wrong rather than God's, i.e. sin)
 - Who was the snake?
 - After Adam and Eve sinned, who did God promise would one day come?(snake crusher Gen 3:15)
 - Why did God send a flood?(World so full of violence that God started again with Noah)
 - What did God promise Noah?
 - Did go alright again after the new start with Noah? (No sin was still in the world, People built Babylon (Tower of Babel) to their own glory and did not follow God, so God scattered the nations)
- Snack and prayer time
 - In your older and younger groups, pray for one another. Suggestions on things to pray for:
 - Thank God for the things He has made
 - Say sorry and ask forgiveness for things we have done wrong
 - Thank God for sending His Son to defeat Satan, sin and death and win us back into right relationship with God
- Challenge 3: Sponge throw contest
 - Nominate 1-3 people (can include adults) to be the targets and sit on three chairs a distance from the children. The children see how far away they can stand and hit the target with a wet sponge. Measure the distance of the furthest successful throws in the three age categories and record it on the leader board
- Craft/Free play
 - Make available the craft, card games and balls for the children to enjoy. If outdoors, make sure the children are aware of the outer perimeter of the allowed playing area before you release them to play. Ask the kids to bring the equipment they are using back to the box when they are collected.

BLOCK 2: CHOSEN FAMILY (ABRAHAM TO JOSEPH)

- Welcome, register, share news
- Teaching 1: Timeline Overview

The Bible is a collection of 66 books, which together tell one big story that leads to Jesus. We often dive into a small part of one of these books to learn about God, but over the Summer, we are helping each other learn the big blocks of the Bible to help us understand how it all fits together

 - Using the Bible Timeline, step through the pictures with the children. Don't spend too long on each block. Help the children to recognise some of the main characters and big themes.
- Challenge 1: Order the Bible characters
 - Split the kids into older and younger children. There are two sets of labels. A slightly trickier set for the older children. In the two groups, stick a label with a Bible character written on it on each child. The children must put themselves in order as fast as they can.
- Challenge 2: Big picture 3-minute challenge
 - Ask a volunteer to see if they can run through the storyline of the Bible in 3 minutes. Use the score card to see how many main characters they mention and if they get them in order. Write their results on the leaderboard if they are happy with this
- Teaching 2: Big block focus – Block 2: Abraham's family (Abraham, Isaac, Jacob, Joseph and his brothers; aka the patriarchs)
 - Split into older and younger groups and ask them to tell you what the main things are that happened in the second big block: Abraham's family. Use the block notes to help you. Possible questions you could discuss are:
 - God was still determined to rescue humanity. Whose family did he choose to bring the rescue through?
 - What did God promise Abraham and Sarah? (God promised to bless the world through their family. He promised them a son and He promised to give their descendant the land of Canaan)
 - Who was Abraham's promised son?
 - Abraham's grandson Jacob had 12 sons that became the twelve tribes of Israel. How did they end up down in Egypt? (Famine in Canaan, God sent Joseph ahead of his family to Egypt to provide for them and forgive them)
 - How did the Pharaoh of Egypt treat Abraham's family when Joseph was alive? (Honoured and looked after them)
- Snack and prayer time
 - In your older and younger groups, pray for one another. Suggestions on things to pray for:
 - Thank God for the ways He looks after us and provides for us
 - Ask for God's help in any difficulties you are facing
- Challenge 3: Sponge throw contest
 - Nominate 1-3 people (can include adults) to be the targets and sit on three chairs a distance from the children. The children see how far away they can stand and hit the target with a wet sponge. Measure the distance of the furthest successful throws in the three age categories and record it on the leader board
- Craft/Free play
 - Make available the craft, card games and balls for the children to enjoy. If outdoors, make sure the children are aware of the outer perimeter of the allowed playing area before you release them to play. Ask the kids to bring the equipment they are using back to the box when they are collected.

BLOCK 3: FROM SLAVES TO HOLY NATION (MOSES, AARON)

- Welcome, register, share news
- Teaching 1: Timeline Overview

The Bible is a collection of 66 books, which together tell one big story that leads to Jesus. We often dive into a small part of one of these books to learn about God, but over the Summer, we are helping each other learn the big blocks of the Bible to help us understand how it all fits together

 - Using the Bible Timeline, step through the pictures with the children. Don't spend too long on each block. Help the children to recognise some of the main characters and big themes.
- Challenge 1: Order the Bible characters
 - Split the kids into older and younger children. There are two sets of labels. A slightly trickier set for the older children. In the two groups, stick a label with a Bible character written on it on each child. The children must put themselves in order as fast as they can.
- Challenge 2: Big picture 3-minute challenge
 - Ask a volunteer to see if they can run through the storyline of the Bible in 3 minutes. Use the score card to see how many main characters they mention and if they get them in order. Write their results on the leaderboard if they are happy with this
- Teaching 2: Big block focus – Block 2: Abraham's family (Abraham, Isaac, Jacob, Joseph and his brothers; aka the patriarchs)
 - Split into older and younger groups and ask them to tell you what the main things are that happened in the third big block: Slaves to Holy Nation. Use the block notes to help you. Possible questions you could discuss are:
 - Why did the Pharaoh of Egypt enslave the Israelites?
 - How did God show that He was more powerful than the gods of Egypt?
 - How did God look after the Israelites in the wilderness?
 - What did God promise the Israelites when He made a covenant with them?
 - What was the purpose of the tabernacle?
 - Did the Israelites find it easy to trust God? Why?
- Snack and prayer time
 - In your older and younger groups, pray for one another. Suggestions on things to pray for:
 - Thank God for the ways He looks after us and provides for us
 - Ask for God's help in any difficulties you are facing
- Challenge 3: Sponge throw contest
 - Nominate 1-3 people (can include adults) to be the targets and sit on three chairs a distance from the children. The children see how far away they can stand and hit the target with a wet sponge. Measure the distance of the furthest successful throws in the three age categories and record it on the leader board
- Craft/Free play
 - Make available the craft, card games and balls for the children to enjoy. If outdoors, make sure the children are aware of the outer perimeter of the allowed playing area before you release them to play. Ask the kids to bring the equipment they are using back to the box when they are collected.

BLOCK 4: INTO THE PROMISED LAND (JOSHUA, JUDGES, SAMUEL)

- Welcome, register, share news
- Teaching 1: Timeline Overview

The Bible is a collection of 66 books, which together tell one big story that leads to Jesus. We often dive into a small part of one of these books to learn about God, but over the Summer, we are helping each other learn the big blocks of the Bible to help us understand how it all fits together

 - Using the Bible Timeline, step through the pictures with the children. Don't spend too long on each block. Help the children to recognise some of the main characters and big themes.
- Challenge 1: Order the Bible characters
 - Split the kids into older and younger children. There are two sets of labels. A slightly trickier set for the older children. In the two groups, stick a label with a Bible character written on it on each child. The children must put themselves in order as fast as they can.
- Challenge 2: Big picture 3-minute challenge
 - Ask a volunteer to see if they can run through the storyline of the Bible in 3 minutes. Use the score card to see how many main characters they mention and if they get them in order. Write their results on the leaderboard if they are happy with this
- Teaching 2: Big block focus – Block 2: Abraham's family (Abraham, Isaac, Jacob, Joseph and his brothers; aka the patriarchs)
 - Split into older and younger groups and ask them to tell you what the main things are that happened in the fourth big block: into the promised land. Use the block notes to help you. Possible questions you could discuss are:
 - What do you think made Joshua a good leader?
 - When did things go well for the Israelites and when did they go badly?
 - Did the Israelites find it easy to trust God in the Promised land? Why do you think that was?
 - Whenever the Israelites turned back to God, what did God send them to help them?
- Snack and prayer time
 - In your older and younger groups, pray for one another. Suggestions on things to pray for:
 - Thank God for that He never gives up on us
 - Ask for God's help in any difficulties you are facing
 - Say sorry for anything you need to repent of and ask for forgiveness
- Challenge 3: Sponge throw contest
 - Nominate 1-3 people (can include adults) to be the targets and sit on three chairs a distance from the children. The children see how far away they can stand and hit the target with a wet sponge. Measure the distance of the furthest successful throws in the three age categories and record it on the leader board
- Craft/Free play
 - Make available the craft, card games and balls for the children to enjoy. If outdoors, make sure the children are aware of the outer perimeter of the allowed playing area before you release them to play. Ask the kids to bring the equipment they are using back to the box when they are collected.

BLOCK 5: UNITED UNDER ONE KING (SAUL, DAVID, SOLOMON)

- Welcome, register, share news
- Teaching 1: Timeline Overview

The Bible is a collection of 66 books, which together tell one big story that leads to Jesus. We often dive into a small part of one of these books to learn about God, but over the Summer, we are helping each other learn the big blocks of the Bible to help us understand how it all fits together

 - Using the Bible Timeline, step through the pictures with the children. Don't spend too long on each block. Help the children to recognise some of the main characters and big themes.
- Challenge 1: Order the Bible characters
 - Split the kids into older and younger children. There are two sets of labels. A slightly trickier set for the older children. In the two groups, stick a label with a Bible character written on it on each child. The children must put themselves in order as fast as they can.
- Challenge 2: Big picture 3-minute challenge
 - Ask a volunteer to see if they can run through the storyline of the Bible in 3 minutes. Use the score card to see how many main characters they mention and if they get them in order. Write their results on the leaderboard if they are happy with this
- Teaching 2: Big block focus
 - Split into older and younger groups and ask them to tell you what the main things are that happened in the fifth big block: united under one King. Use the block notes to help you. Possible questions you could discuss are:
 - What kind of King were the people looking for and why?
 - What kind of King was God's choice and why?
 - What did God promise David when David asked if he could build God a house in Jerusalem?
 - What happened when Solomon finished building the temple and brought the Ark of the Covenant into it?
- Snack and prayer time
 - In your older and younger groups, pray for one another. Suggestions on things to pray for:
 - Thank God that He is always with us
 - Ask for God's help in any difficulties you are facing
 - Ask God to help us trust Him
- Challenge 3: Sponge throw contest
 - Nominate 1-3 people (can include adults) to be the targets and sit on three chairs a distance from the children. The children see how far away they can stand and hit the target with a wet sponge. Measure the distance of the furthest successful throws in the three age categories and record it on the leader board
- Craft/Free play
 - Make available the craft, card games and balls for the children to enjoy. If outdoors, make sure the children are aware of the outer perimeter of the allowed playing area before you release them to play. Ask the kids to bring the equipment they are using back to the box when they are collected.

BLOCK 6: THE KINGDOM TORN APART (KINGS, PROPHETS)

- Welcome, register, share news
- Teaching 1: Timeline Overview

The Bible is a collection of 66 books, which together tell one big story that leads to Jesus. We often dive into a small part of one of these books to learn about God, but over the Summer, we are helping each other learn the big blocks of the Bible to help us understand how it all fits together

 - Using the Bible Timeline, step through the pictures with the children. Don't spend too long on each block. Help the children to recognise some of the main characters and big themes.
- Challenge 1: Order the Bible characters
 - Split the kids into older and younger children. There are two sets of labels. A slightly trickier set for the older children. In the two groups, stick a label with a Bible character written on it on each child. The children must put themselves in order as fast as they can.
- Challenge 2: Big picture 3-minute challenge
 - Ask a volunteer to see if they can run through the storyline of the Bible in 3 minutes. Use the score card to see how many main characters they mention and if they get them in order. Write their results on the leaderboard if they are happy with this
- Teaching 2: Big block focus
 - Split into older and younger groups and ask them to tell you what the main things are that happened in the sixth big block: the kingdom torn apart. Use the block notes to help you. Possible questions you could discuss are:
 - Why was the kingdom divided in two?
 - Who did God send to warn the kings to come back to God? How many did He send?
 - Why do you think the kings struggled to listen to the prophets?
 - How does God speak to us today?
- Snack and prayer time
 - In your older and younger groups, pray for one another. Suggestions on things to pray for:
 - Thank God that He speaks to us
 - Ask for God's help in any difficulties you are facing
- Challenge 3: Sponge throw contest
 - Nominate 1-3 people (can include adults) to be the targets and sit on three chairs a distance from the children. The children see how far away they can stand and hit the target with a wet sponge. Measure the distance of the furthest successful throws in the three age categories and record it on the leader board
- Craft/Free play
 - Make available the craft, card games and balls for the children to enjoy. If outdoors, make sure the children are aware of the outer perimeter of the allowed playing area before you release them to play. Ask the kids to bring the equipment they are using back to the box when they are collected.

BLOCK 7: ENSLAVED AGAIN (EZRA, NEHEMIAH, PROPHETS)

- Welcome, register, share news
- Teaching 1: Timeline Overview

The Bible is a collection of 66 books, which together tell one big story that leads to Jesus. We often dive into a small part of one of these books to learn about God, but over the Summer, we are helping each other learn the big blocks of the Bible to help us understand how it all fits together

 - Using the Bible Timeline, step through the pictures with the children. Don't spend too long on each block. Help the children to recognise some of the main characters and big themes.
- Challenge 1: Order the Bible characters
 - Split the kids into older and younger children. There are two sets of labels. A slightly trickier set for the older children. In the two groups, stick a label with a Bible character written on it on each child. The children must put themselves in order as fast as they can.
- Challenge 2: Big picture 3-minute challenge
 - Ask a volunteer to see if they can run through the storyline of the Bible in 3 minutes. Use the score card to see how many main characters they mention and if they get them in order. Write their results on the leaderboard if they are happy with this
- Teaching 2: Big block focus
 - Split into older and younger groups and ask them to tell you what the main things are that happened in the seventh big block: enslaved again. Use the block notes to help you. Possible questions you could discuss are:
 - Why were the people taken into exile?
 - How had God warned them that they would end up enslaved again?
 - How did God look after the people in exile?
 - When the people returned and rebuilt the temple, why were the old people who could remember the first temple disappointed?
- Snack and prayer time
 - In your older and younger groups, pray for one another. Suggestions on things to pray for:
 - Thank God that He is patient with us and never leaves us
 - Ask for God's help in any difficulties you are facing
 - Ask God to help us know He is with us even when life is hard
- Challenge 3: Sponge throw contest
 - Nominate 1-3 people (can include adults) to be the targets and sit on three chairs a distance from the children. The children see how far away they can stand and hit the target with a wet sponge. Measure the distance of the furthest successful throws in the three age categories and record it on the leader board
- Craft/Free play
 - Make available the craft, card games and balls for the children to enjoy. If outdoors, make sure the children are aware of the outer perimeter of the allowed playing area before you release them to play. Ask the kids to bring the equipment they are using back to the box when they are collected.

BLOCK 8: TRUE KING, TRUE FREEDOM (JESUS)

- Welcome, register, share news
- Teaching 1: Timeline Overview

The Bible is a collection of 66 books, which together tell one big story that leads to Jesus. We often dive into a small part of one of these books to learn about God, but over the Summer, we are helping each other learn the big blocks of the Bible to help us understand how it all fits together

 - Using the Bible Timeline, step through the pictures with the children. Don't spend too long on each block. Help the children to recognise some of the main characters and big themes.
- Challenge 1: Order the Bible characters
 - Split the kids into older and younger children. There are two sets of labels. A slightly trickier set for the older children. In the two groups, stick a label with a Bible character written on it on each child. The children must put themselves in order as fast as they can.
- Challenge 2: Big picture 3-minute challenge
 - Ask a volunteer to see if they can run through the storyline of the Bible in 3 minutes. Use the score card to see how many main characters they mention and if they get them in order. Write their results on the leaderboard if they are happy with this
- Teaching 2: Big block focus
 - Split into older and younger groups and ask them to tell you what the main things are that happened in the eighth big block: true King, true freedom. Use the block notes to help you. Possible questions you could discuss are:
 - How did God announce the arrival of the true King?
 - How did Jesus set us free?
 - Who can be a part of Jesus' kingdom?
 - What is Jesus' kingdom like?
 - In what way is Jesus... like Moses, a priest, a prophet, a judge, a king?
- Snack and prayer time
 - In your older and younger groups, pray for one another. Suggestions on things to pray for:
 - Thank God for His rescue plan
 - Thank God for sending His son Jesus
 - Ask God to help us follow Jesus as our King
- Challenge 3: Sponge throw contest
 - Nominate 1-3 people (can include adults) to be the targets and sit on three chairs a distance from the children. The children see how far away they can stand and hit the target with a wet sponge. Measure the distance of the furthest successful throws in the three age categories and record it on the leader board
- Craft/Free play
 - Make available the craft, card games and balls for the children to enjoy. If outdoors, make sure the children are aware of the outer perimeter of the allowed playing area before you release them to play. Ask the kids to bring the equipment they are using back to the box when they are collected.

CREATION, FALL, FLOOD

ADAM AND EVE, CAIN AND ABEL, NOAH

God created the universe. He made people in His image to rule over creation with Him. They chose their own version of right and wrong and God sent them away from His presence, out of the beautiful garden that He had planted them in. God promised a future rescuer would come who would defeat Satan, sin and death.

Violence increased on the earth until God decided to wash it clean with a flood and start again with Noah's family.

After the flood, people's hearts were still full of wickedness. God gave Noah the rainbow as a sign of His grace, that, although people's hearts are evil, God would be merciful and would not destroy all of humanity with a flood of judgement again.

People continued to choose their own version of right and wrong and worked against God. God scattered people across the earth and confused their languages.

CHOSEN FAMILY

ABRAHAM AND SARAH, ISAAC AND REBEKAH,
JACOB, RACHEL AND LEAH, JOSEPH

God's rescue plan was not over. He chose an old couple, Abram and Sarai (Abraham and Sarah), who had no children. He called them to a new land and promised them a son and that through their family, blessing would come to the whole earth. In faith, Abraham and Sarah moved to Canaan, which God promised to give to their descendants, and God made a covenant with Abraham, promising to stick by him no matter what.

Abraham and Sarah tried to look after themselves and produce a child their own way, doing what they thought was good. They made lots of mistakes, but God stuck by them and taught Abraham to trust Him.

God gave Abraham and Sarah a miracle child, Isaac, who has two sons, Esau and Jacob. Esau and Jacob fought one another, but God kept His promise and blessed Jacob, changing His name to Israel.

Jacob had 12 sons, which become the 12 tribes of Israel, through whom God would bless the nations. Jacob's family was very messy, but God kept looking after them. Before a famine came on the land, God sent Jacob's son Joseph to Egypt and raised Joseph up to save the nations from starvation and to forgive Jacob's family.

FROM SLAVES TO HOLY NATION

MOSES, AARON

400 years later, God had blessed Abraham's family, the Israelites, and multiplied them. The Pharaoh of Egypt was scared that they were becoming too strong. He enslaved them and treated them harshly.

The Israelites cried out to God and He raised up Moses to lead them out of Egypt with 10 plagues and the splitting of the sea. God led the people through the wilderness with a pillar of cloud and fire and fed them with manna and quail from Heaven and water from rocks.

God invited the Israelites into a covenant where they would be His treasured possession, a people set apart to worship Him, and He would be their God. The Israelites agreed. God gave them the 10 commandments and taught them how to be a nation that could shine His light in the world.

The people kept losing trust in Yahweh. They complained and grumbled in the wilderness. Sometimes He punished them for their disobedience, but He kept His promise and did not leave them.

God told them to make a tent called a tabernacle that they could carry around with them as a special place where they could worship God. Also, a gold box, called the Ark of the Covenant, which travelled with the tent, where God's presence could dwell. God appointed Aaron's sons as priests to speak with God on behalf of the people and teach people the way of the Lord. God set apart the Levites, one of the 12 tribes of Israel, to take care of the tabernacle and the Ark and help people to worship God.

INTO THE PROMISED LAND

JOSHUA, DEBORAH, GIDEON, SAMSON, SAMUEL, ETC.

While in the wilderness, Moses had sent spies into the land God had promised to Abraham. 10 out of the 12 spies said the land was wonderful, but there were scary giants living in it, so they were afraid to fight for the land. Because of their lack of faith in the power of Yahweh, who had already rescued them from Egypt, the people had to wander around the desert for 40 years until a new generation, led by Joshua, was ready to enter the promised land.

God split the river Jordan and led the Israelites to defeat Jericho. When the people followed God's commands, they won their battles. When they disobeyed, they lost.

Joshua and Caleb defeated many giant clans, but not all the promised land as taken in that first generation.

After Joshua died, the people started to forget how mighty their God was and turned to worship other gods. Then the Israelites started to be attacked and defeated by the surrounding tribes. Whenever they turned back to the Lord, God raised up a judge to deliver them. Whenever they did their own version of right and wrong and went against God, they were defeated again.

Aaron's priestly line became corrupt. They acted wickedly and did not worship God with their whole hearts. God raised up Samuel as the last judge, who brought the people back to God. He was also a priest and a prophet.



UNITED UNDER ONE KING

SAUL, DAVID, SOLOMON

When Samuel was old, the people asked for a King like the nations around them, one who was strong and could lead them in battle. Samuel was upset, because they did not trust God as their King. God listened to the people and gave them the kind of King they asked for, a man called Saul. He started well and was very tall like the giants around them, but after a while, he stopped trusting God and things started to go wrong again.

God told Samuel to anoint David, a shepherd boy and the youngest in his family to be King, because he had a heart after God's own heart. This was God's choice for a King.

David defeated the giant Goliath, but then endured many years of having to hide from Saul as an outcast until God raised him up again. David ruled over all the tribes of Israel well for many years and God gave him success in battle. David sinned and made a mess of things, but he repented and never stopped worshipping Yahweh alone. He desired to build a permanent house for God in Jerusalem, a temple. God said that David's son could build a temple and that David would always have someone on the throne, so long as they followed God's ways.

David's son Solomon built a glorious temple to worship Yahweh in Jerusalem and the presence of God filled the temple. However, Solomon's heart also went after other gods and God said that, as a result, after Solomon died the kingdom would be torn in two.

THE KINGDOM IS TORN APART

KINGS LIKE REHOBOAM, AHAB, JOTHAM,
HEZEKIAH AND PROPHETS LIKE ISAIAH,
ELIJAH, ELISHA, JONAH

When Solomon died, the kingdom of Israel split into the northern kingdom, called Israel, later Samaria, and the Southern kingdom called Judah. The Kings of Israel in the north immediately turned to other gods and God sent many prophets like Elijah and Elisha to the wicked kings like King Ahab to warn them to turn back to the Lord, but they did not listen. Eventually, the northern kingdom of Israel was taken into exile by an empire called the Assyrian empire, just as God had warned them.

The Southern kingdom of Judah did not do much better. There were some kings who tried to turn back the nation to follow Yahweh, but then the next king would put their trust in other gods again. God sent them prophets as well like Jeremiah, but the people of Judah also would not listen and were taken into exile by the Babylonians just as God had warned them.

ENSLAVED AGAIN

PROPHETS LIKE DANIEL, EZEKIEL, JEREMIAH,
LEADERS LIKE ZERUBBABEL, EZRA, NEHEMIAH

God's chosen people were enslaved again under foreign empires, but even in exile, just as in Egypt, God still blessed them and looked after them. God raised up people like Daniel and showed that He would help those who continued to trust Him.

Just as Jeremiah had prophesied, after 70 years in exile, the first group of people returned to Judah. They began to rebuild Jerusalem and the temple under the leadership of Zerubbabel, Ezra and Nehemiah and God sent them prophets like Haggai to encourage them in the work. However, the people were not truly free and, when the temple was completed, the presence of God did not fill the temple in Jerusalem again like it had done with Solomon. The people of Judah and Israel were still waiting for a prophet like Moses to bring them out of slavery. They needed a different kind of priest and temple so that the people could come back into God's presence and a King of their own to rule over them with justice and righteousness.

For 400 years they waited....

7

TRUE KING, TRUE FREEDOM!

JESUS

...Finally, He's here!!

God announced with angels, stars, dreams and people being filled with the Spirit of God to prophecy that the saviour was here at last!

God Himself came in the form of a human to do what no human had managed to do. He came to rescue the world from Satan, sin and death.

Jesus was born from the line of David to be the King of a new holy people. He was the high priest who would offer His own life to cover over the sin of the world. He was the prophet like Moses who would lead people out of the slavery of sin and form them into a holy nation to love the Lord with new hearts. He died and rose from the dead so that whoever believes in Him can have eternal life. He made a way back into relationship with Father God and washed people clean to be ready to receive the Holy Spirit. He called people to follow in His footsteps to spread the good news of the Kingdom of God to every nation tribe and tongue.



A HOLY NATION BORN BY THE SPIRIT

DISCIPLES LIKE PETER AND JOHN, STEPHEN, PHILIP, PAUL, BARNABAS, LYDIA, PRISCILLA AND AQUILA, ETC.

After Jesus rose from the dead, He told His disciples to wait in Jerusalem for His promised Holy Spirit. Then Jesus went up to Heaven, promising that one day He would come back. He now sits at the right hand of the Father, praying for us and helping us by sending His Spirit to us.

A few days after Jesus went up to Heaven, on the day of Pentecost, the presence of God came on the disciples, anointing them as the new temple. The Holy Spirit gave the disciples power to tell people the good news about Jesus and to do the things that Jesus did. Many people believed in Jesus, were baptised with water and filled with the Holy Spirit.

Satan tried to attack the church with threats, arrests and even killing some of the disciples, but the Holy Spirit gave them boldness to keep witnessing in Jerusalem, Judea and Samaria and to the ends of the earth. Satan tried to mess the church up by tempting believers to sin, but the Holy Spirit kept building the church and has been building it to this day.





THE KING RETURNS


JESUS



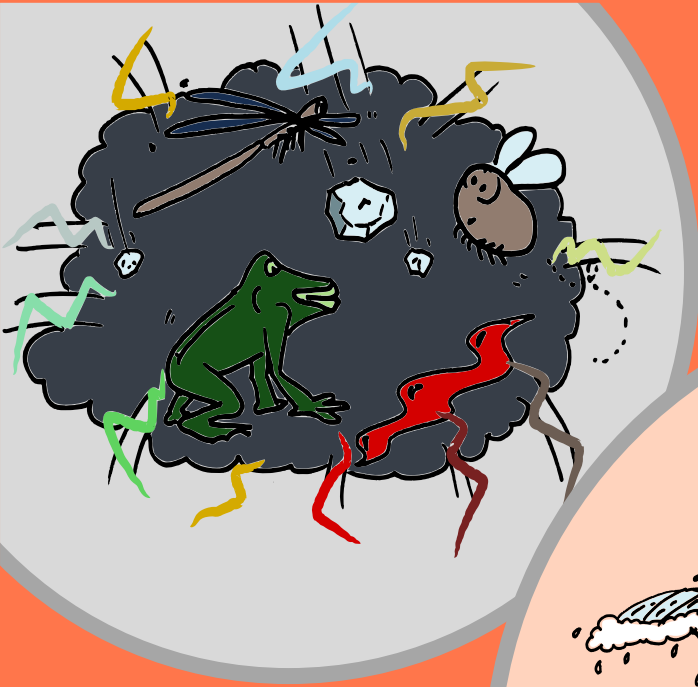
One day King Jesus will return to judge the living and the dead. Every eye will see Him and every knee will bow to Him.

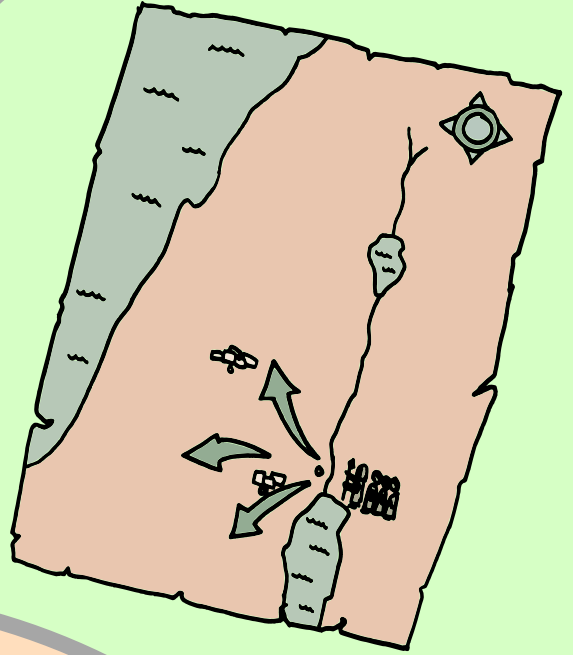

Satan, sin and death will be defeated forever. Everyone who has not asked Jesus to forgive their sins will face punishment. Everyone who has asked Jesus to forgive them will receive mercy and eternal life.


God will make everything new. He will make a New Heavens and a New Earth. There will be no more pain or suffering. There will be joy and peace, love and life forever in the presence of God, our rescuer, who never gave up on the human race, but kept His covenant promise to show mercy and save us.


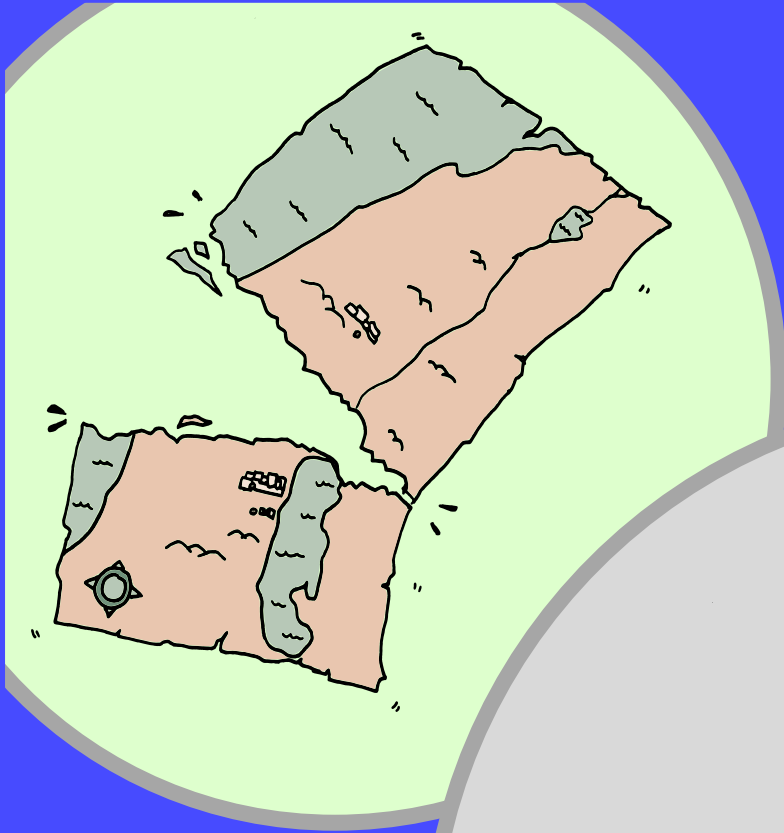

















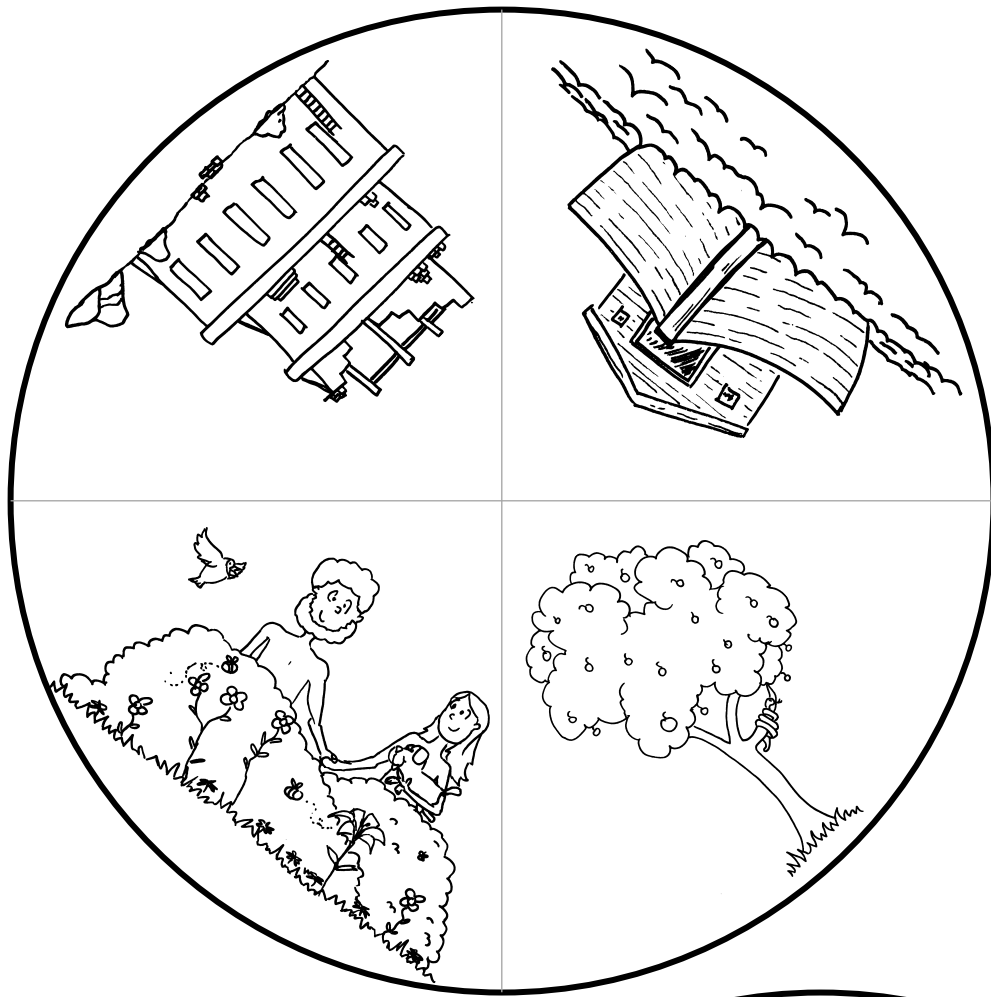




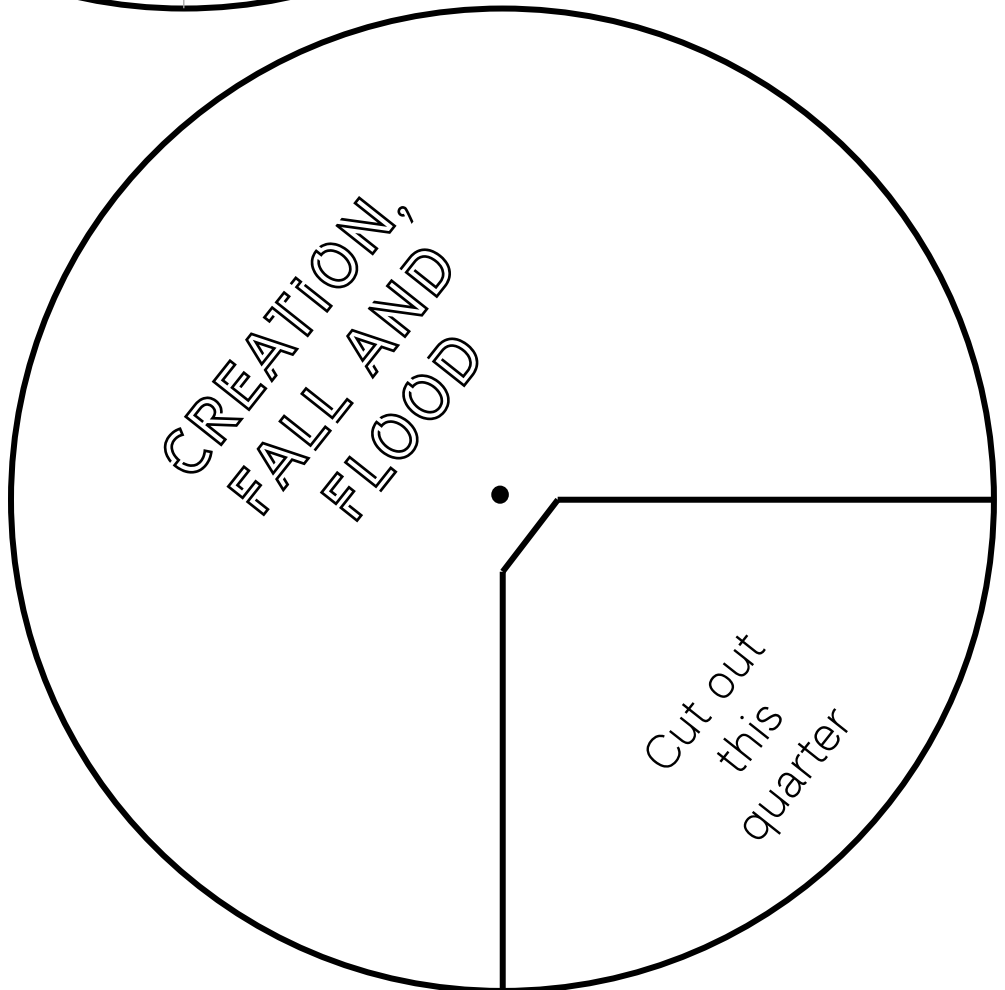


10





Cut out both circles. Colour in the pictures. Cut the quarter out of the second circle. Attach the second circle on top of the picture circle with a split pin in the centre to make a rotating story wheel.



3 MINUTE CHALLENGE!

Can you zoom through the big blocks of the Bible in 3 minutes?

READY...STEADY...GO!

		Tick stories mentioned	Tick if a story from this block was mentioned	Tick the blocks mentioned in the correct order
1	CREATION, FALL, FLOOD	Adam and Eve Cain and Abel Noah Tower of Babel		
2	CHOSEN FAMILY	Abraham (and Sarah) Isaac (and Rebekah) Jacob (Rachel and Leah) Joseph		
3	FROM SLAVES TO HOLY NATION	Moses: 10 plagues Crossing the sea 10 commandments/law Tabernacle and Ark of the covenant		
4	INTO THE PROMISED LAND	Joshua Judges (Deborah, Gideon, Samson, etc.) Samuel		
5	UNITED UNDER ONE KING	Saul David Solomon		
6	THE KINGDOM IS TORN APART	Prophets like Elijah and Elisha (Northern kingdom, Israel) kings like Ahab (Southern kingdom, Judah) kings like Uzziah, Hezekiah		
7	ENSLAVED AGAIN	Exile (to Assyria and Babylon) Prophets like Ezekiel, Jeremiah, Daniel Zerubbabel, Ezra, Nehemiah		
8	TRUE KING, TRUE FREEDOM	Jesus: miraculous birth Life and miracles Death, resurrection, ascension to Heaven		
9	HOLY NATION BORN BY THE SPIRIT	Holy Spirit fell on disciples Disciples spread good news of Jesus		
10	THE KING RETURNS	Jesus will return to judge living and dead		
		Total		

SCORE: