



Eleanor Delpont

# ACTS SESSION 1: PENTECOST, GOD'S NEW HOUSE

# GOD'S NEW HOUSE

## INTRO TO BOOK OF ACTS

Jesus went about telling people that the Kingdom of God had arrived. He showed people the power of the Kingdom and the way of the Kingdom. He said that the way into the Kingdom of God was to repent and be baptised and that all people, no matter what nationality or background, could come in, if they put their trust in Jesus and asked God to forgive their sins.

But then...Just as it was all getting started...Jesus died!

This was the plan all along, that He would die to take away the sins of the world. He rose from the dead on the third day and went back into Heaven, but then what? How would the Kingdom of God be built now Jesus had left?

Does anyone know who Jesus said He was going to send out into the world to continue building the Kingdom of God? His disciples!

But they were going to need something. What did Jesus tell His disciples to wait for? (Luke 24:49)

In the book of Acts, we find Jesus' followers praying, praising and waiting.

**MEMORY VERSE GAME** – Hopping (or other) relay in two teams to collect memory verse cards and bring them back to your team to put them in order. Memory verse is Acts 1v8

## STORY

Act out Acts 2:1-12

## EXPLORING THE STORY

To help the younger children explore the story, use the "God's new house" page and a Bible timeline

To help the older children explore the story, you can use these three fact cards and suggested visual props

1. Day of Pentecost – Fact card and bread and/or wheat
2. Fire from Heaven– fact card, picture, candle
3. Solomon's Colonnade – fact card, picture, building block/brick, towering people

**GAME** – Human house

**CRAFT** – Use the worksheets and draw as many people from your church in the house as you can

**WORSHIP** – The Day of Pentecost is a wonderful event to celebrate, so you could have a little dance party/game of musical bumps using "God is in the house" by Hillsong

**PRAYER** – Thank God that we are part of His new house, His Church. Ask Him to fill each other with the Holy Spirit

## GOD'S NEW HOUSE

*A Bible timeline will help the children follow this visually*

God has always wanted to live with people, His human children.

*Can you think of the first home He shared with people? (Garden in Eden)*

When people sinned and turned away from God, they had to leave the garden where they were living with God.

In the Old Testament, God chose Abraham's family, the Israelites, to live with in a special way. *After God had rescued the Israelites from Egypt, what house did God ask Moses to make for Him? The Tabernacle*

When the tabernacle was made and God moved in, fire from Heaven came on the tent to show it was God's new home!

King David wanted to make God something stronger than a tent to live in. *What did He want to make? A house called a temple*

*When his son Solomon built the temple, and God's Spirit moved in, what happened? Fire from Heaven again! (See picture illustration)*

Jesus died and rose from the dead to take away our sin and make us ready to live with God. *Where did the fire fall in our story today? On the heads of the disciples! Where do you think that means that God moved into as His new house? Jesus' followers*


## HUMAN HOUSE

God's new house wasn't made of bricks, it was made of people! A community of people who love each other and love God

1. In groups of four, ask the children to come up with different ways of balancing to make a house


2. Then get all the children together and see if you can make a two layered circle, with bigger children on hands and knees on the bottom layer and smaller children on hands and knees balanced on the backs of the bigger children (assess for safety!)

3. Alternatively, try to make a six person human pyramid



God's new house is made of people!

Draw as many people from your church in the house as you can



## THE DAY OF PENTECOST

Pentecost is the second of three “pilgrim” festivals in the Jewish year: Passover, Pentecost (also known as feast of weeks) and the Feast of Tabernacles. On these days, the Jews would travel to Jerusalem to the **temple**, God’s house.

Traveling to a holy place to worship is called a **pilgrimage**.

The day of **Pentecost**, or feast of weeks, was celebrated on the 50th day of the year, 7 weeks after **Passover**, which marks the beginning of the Jewish year.

The feast of weeks was at the time of the **wheat** harvest. People would bring the firstfruits of their harvest to the temple and the priests would offer two loaves of **bread** made with new wheat to God. It was a celebration of the **first fruits** of the year. A time of thanksgiving for God’s abundant provision in the past and for what God was going to provide in the future.

*Where did people travel to on the Day of Pentecost?*

*What was offered in the temple?*

## FIRE FROM HEAVEN

Jesus' disciples were at least 120 people, all gathered in one place, with people from many nations around them within hearing range on the Day of Pentecost, a pilgrim day when everyone goes to the **temple**... Can you guess who's "house" they were most likely gathered in? *God's house! The temple in Jerusalem*

The last time fire from Heaven had fallen on the temple was when Solomon dedicated the temple in 2 Chronicles 7

2 Chronicles 7:1-2 When Solomon finished praying, **fire came down from heaven** and consumed the burnt offering and the sacrifices, and the **glory of the Lord filled the temple**. The priests could not enter the temple of the Lord because the **glory of the Lord filled it**.

*Where did the fire fall in Solomon's day?*

*Why could the priests not enter the temple?*

## SOLOMON'S COLONNADE

“When the day of Pentecost came, they were all together in one place. Suddenly a sound like the blowing of a violent wind came from heaven and filled the whole house where they were sitting. They saw what seemed to be tongues of fire that separated and came to rest on each of them. 4 All of them were filled with the Holy Spirit and began to speak in other tongues[a] as the Spirit enabled them.” Acts 2:1-4

*This time, where did the fire fall and who was filled with the glory of God?*

Luke, who is writing Acts, wants us to understand that the people who have put their trust in Jesus and received the Holy Spirit are the new temple, **God's new house**. It's like the one Solomon saw filled with glory, but it's not made of bricks, it's **made of people!**

In the next 8 chapters, the disciples are going to continue to meet in the temple, but it will be referred to as “**Solomon's colonnade**”, to remind us that the believers are **God's new house**, like the one Solomon built but this time made of people.



# SOLOMON'S TEMPLE (PICTURE)



# SOLOMON'S COLONNADE (PICTURE)



## WORSHIP - GOD IS IN THE HOUSE, HILLSONG

Have a boogie and celebrate that God is in the house to this song. You might like to use streamers/pom poms/inflatable guitars etc. It's a bit quick for the kids to sing along to, but is a great one to dance to, so have a little party to it! (Dance however you like, but if you need a suggestion, some traditional disco moves or "the twist" would fit!) Or play musical bumps/statues

If you would like to teach them any lyrics, the pre-chorus and chorus is:

I got Jesus, Jesus  
He calls me for His own  
And He lifts me, lifts me  
Above the world, I know

God is in the house, there is no doubt  
God is in the house, can't keep Him out  
As for you (as for you)  
As for me (as for me)  
We're gonna serve the Lord (I've got Jesus)

BUT YOU  
WILL

RECEIVE  
POWER

WHEN  
THE

HOLY  
SPIRIT

COMES  
ON YOU

AND YOU  
WILL BE

MY  
WITNESSES

IN  
JERUSALEM

AND IN  
ALL

JUDEA  
AND

SAMARIA  
AND TO

THE  
ENDS OF

THE  
EARTH.

ACTS 1V8

But you will receive power when the Holy Spirit comes on you; and you will be my witnesses in Jerusalem, and in all Judea and Samaria, and to the ends of the earth.” Acts 1v8



Eleanor Delpont

# ACTS SESSION 2: SPIRIT POURED OUT



# SPIRIT POURED OUT!

## INTRO

Last week we learnt that on the day of Pentecost, God moved into a new temple, a new house. What was His house made up of? People! Do you remember what happened on the Day of Pentecost? (Recap Acts 2:1-12) Let's see what happened next...

## STORY

Act out Acts 2:14-24 and 36-41 (Have a strong reader, probably an adult, read out Peter's words to get the emotion of it)

## DISCUSSION

What had just happened?

Who was in the crowd?

What did Peter say was happening?

Peter tells the crowd that they killed Jesus, the one chosen by God to be King. Wow! That's bold! What do you think made him so bold?

The Holy Spirit helped Peter understand the scriptures and what was happening and gave him the courage to speak to the crowd about what he had seen, that Jesus had risen from the dead.

Who did Peter say could receive the gift of the Holy Spirit?

How did the crowd respond?

## OUTDOOR GAME – water run

## POUR OUT ACTIVITY

## POUR OUT PRAYER

## CRAFT – Waterfalls

**MEMORY VERSE SCRAMBLE** – Use the memory verse cards to see if the children can unscramble them and remember the verse together

# GAME WATER RUN

You will need: 2 buckets or measuring jugs, 2 2L bottles of water, 2 plastic/card cups, outdoor space

1. Line up the children in 2 teams
2. Place a bucket or measuring jug several metres from the start line
3. At the start line have 1 cup and an adult/leader with a 2L bottle water
4. On “Go!”, the first child must hold the cup while the adult fills it, then run with the cup to the bucket and empty the contents into the bucket. Run back and pass the cup to the next child
5. The next child has the cup filled and runs with it to the bucket and so on
6. The team that has the most water in their bucket at the end of the game wins

## POUR OUT ACTIVITY

You will need: a thimble/shot glass full of water, a couple of jugs/2L bottles full of water, a large plastic tray or bucket that is big enough to contain the water, figurines like duplo or lego people

*Stand the duplo people in the tray*

Peter said that anyone who believed in Jesus could receive the gift of the Holy Spirit and that God had promised to pour out His Spirit on all flesh.

Did God say He would trickle out His Spirit on a couple of people? Or give a little sprinkling to His most special people? *(sprinkle a little water over some of the figures from the shot glass)*

What did He say? Pour out over everyone?? *(Pour out the large containers on the duplo figures so they are soaked)*

God is more generous than we can even imagine! He pours out His Spirit!

*We are going to pray and then wait on the Lord and ask Him to pour out His Spirit on us*

## POUR OUT PRAYER

Ask the children to find a space and choose if they want to sit, stand or lie down. Invite children to pray this prayer as a repeat after me prayer if they would like to and then have some music on and pens and paper available for them to write or draw anything they feel God is saying to them. Try and facilitate a relaxed time where the kids can enjoy being with God. There is no formula or set way of experiencing the Holy Spirit. The disciples were all filled with the Spirit at Pentecost, but they did not all do the same thing. The more we relax and focus on what Jesus is saying to us, not worrying other people are doing, the better we will sense what the Holy Spirit is doing.

*Father God,*

*Thank you that You love us*

*Thank you for sending your Son Jesus to die for us and wash us clean*

*You are a generous God*

*You pour out Your Spirit on all who trust in Jesus*

*Please pour Your Holy Spirit out on us*

*Help us to hear what You are saying to us now*

*In the name of Jesus*

*Amen*

## WATERFALLS

You will need:

A4 paper, different shades of blue coloured paper, scissors, glue, pens

1. Ask the children to draw a waterfall on the paper and cut the blue paper in to watery strips
2. Glue the blue paper to the top of the waterfall so that it hangs down the waterfall like falling water
3. Colour in





Eleanor Delpont

# ACTS SESSION 3: TROUBLE FROM OUTSIDE

# TROUBLE!

## INTRO

After Jesus went up into Heaven, His followers waited in Jerusalem for the promised Holy Spirit, who would help them to witness to what Jesus had done. The Holy Spirit poured out on Jesus' followers at Pentecost and the church, God's new house, was born. Do you think the devil and demons, God's enemies liked the fact that the Kingdom of God was growing again? No! Just as they had stirred up trouble for Jesus, they began stirring up trouble for Jesus' followers.

## STORY

Act out the story in Acts 3:1 to Acts 4:31. (See notes on **STORY** page)

## DISCUSSION

What miracle caught the crowds attention?

How do you think the man who was healed would have felt?

How did the crowds respond to what had happened?

Remember that God's enemies, the devil and demons, don't like it when God is praised and people come into God's Kingdom. Who did the evil one use to try and cause trouble for Peter and John?

How did the Holy Spirit help Peter and John?

What did Peter and John do when they were released?

What did the Holy Spirit do in response to the believers' prayers?

Do you ever get scared to pray for people or tell them about Jesus? Or just when you start getting closer to God and praying and enjoying being with God, do things seem to go wrong?

Sometimes the evil one tries to stir up trouble for us too, but the Holy Spirit can look after you and give you courage and we can pray for each other that God would give us strength.

## CRAFT – Shield

**PRAYER** – Ask God to protect you and give you courage. Are there any particular things you need courage for this week? Does anything feel like it's going wrong?

## GAME – Tower trouble

## STORY - ACTS 3:1-4:31

This is an exciting, action packed story. You will probably want to cut out some of the verses in the longer speeches when you act it out with the children, because it is a fairly lengthy scripture.

The main points of the story are:

1. *Peter and John are going up to the temple and are stopped by a beggar on their way in*
2. *They don't have money but say "In the name of Jesus of Nazareth, walk" and they help him to his feet. He is healed!*
3. *Everyone sees the lame man walking and forms a crowd in Solomon's colonnade (the part of the temple that Jesus' followers have been meeting in)*
4. *Everyone praises God*
5. *Peter tells them it was Jesus who healed the man and that they should repent and turn to God*
6. *The priests, captain of the temple guard and Sadducees arrest Peter and John, because they are telling everyone that Jesus has risen from the dead*
7. *Peter and John appear before them in the religious court (the Sanhedrin)*
8. *The Holy Spirit helps Peter know what to say*
9. *The Sanhedrin were amazed that they spoke so courageously*
10. *The Sanhedrin cannot deny the miracle, so they threaten Peter and John, telling them not to speak in the name of Jesus*
11. *Peter and John say they can't help speaking about Jesus*
12. *They are released from prison and join in the prayer meeting of Jesus' believers*
13. *Everyone prays for boldness*
14. *The place where they were meeting was shaken and the Holy Spirit filled the believers and they all spoke the word of God boldly*



## GAME - TOWER TROUBLE

*When God was building His church, the evil one was trying to mess it up and discourage the believers. In this game we are going to try and build towers, while some are trying to stop the work.*

You will need: duplo or jenga blocks, soft balls or bean bags

1. Split the children into two teams with roughly equal numbers of duplo blocks available to each team
2. Each team must try and build a tower as high as they can
3. Have the adult helpers move around the room throwing the soft balls at the towers to try and mess up the build
4. After a few minutes, call time and see which tower is highest




## CRAFT - SHIELDS

You will need:

A4 Card, Tape or glue, colouring pens/pencils

1. Draw and cut out a large shield shape out of A4 (Can use template provided)
2. Cut out a long strip of card to make the handle
3. Colour in the shield and write "God is my strength and shield" on the front of it
4. Stick the handle to the back with tape/glue



God is my  
strength and  
shield

God is my  
strength and  
shield





Eleanor Delpont

# ACTS SESSION 4: TROUBLE FROM INSIDE

# A HOLY PEOPLE

## INTRO

Last week we learnt that after the Holy Spirit poured out on Jesus' followers, God's enemy, the devil, tried to stop the church from growing by having Peter and John arrested and threatened, but it did not work! The Holy Spirit gave them boldness to keep going. Satan was not able to disrupt the church from the outside, so next he tried to disrupt it from the inside.

## STORY

Act out the story in Acts 4:32-5:16.

## YOUNGER DISCUSSION QUESTIONS

What good thing did Barnabas do?

Did Ananias and Sapphira do the same thing? What was the difference?

Why do you think Ananias and Sapphira might have wanted people to think they had given all of the money to the church?

How do lies damage our friendships?

## OLDER DISCUSSION QUESTIONS

In Acts 4:32-35, who was being looked after?

What was the difference between Barnabas and Ananias and Sapphira?

Why do you think Ananias and Sapphira might have wanted people to think they had given all of the money to the church?

Who did Peter say had entered their hearts?

Who did Peter say Ananias had lied to?

What happened next?

How do lies damage our friendships?

Why are lies and greed dangerous for the church?

**ACTIVITY** – Corrupt a coat hanger

**GAME** – Clear the mess!

**CRAFT** – Wordsearch, memory verse colouring

**PRAYER** – When are you tempted to lie? What makes you want to lie? Confess it to God, tell Him about it and ask for His help to speak the truth.

**MEMORY VERSE** – Relay race to collect the cards and put them in order

## ACTIVITY - CORRUPT A COAT HANGER

You will need: A wire coat hanger and an item of clothing to hang on it

When Satan could not threaten the church to keep it quiet, he tried to “corrupt it” or bend it out of shape from the inside by getting into people’s hearts.

Corruption is like bending something out of shape so it does not work properly.

*Hold up a wire coat hanger and ask a child to hang an item of clothing on it*

The coat hanger is designed to hold clothes. When it is in the right shape, it does it very well

*Ask a child to bend the coat hanger out of shape. Then ask someone to hang up the clothing again (hopefully it will not hang as well!)*

When it is bent out of shape, it does not do what it is designed to do.

What is the church designed to do? (Show people the love of God, witness about Jesus and the way to come into relationship with Father God, worship God, look after the poor, etc.)

If lying and greed or the need to look important to other people gets into our hearts, the church becomes corrupted and we are not able to do what we are designed to do very well.

## GAME - CLEAR THE MESS!

*When God was building His church, the evil one was trying to mess it up.*

You will need: soft balls or bean bags, tape or something to make a line down the middle of the playing space

1. Split the children into two teams with roughly equal numbers of bean bags/soft balls available to each team to be the “mess”
2. Divide the playing zone in to two with a line down the middle and assemble one team on one side and the other on the other side
3. Each team must throw mess into the opposing team’s space. When mess lands in their own team’s space, they must clear it out by throwing it into the opposing team’s space as quickly as they can
4. At the end of the game, the team whose half has the least mess in it is the winner

# HOLY PEOPLE

|   |   |   |   |   |   |   |   |   |   |
|---|---|---|---|---|---|---|---|---|---|
| s | n | q | v | y | e | v | s | u | w |
| a | a | p | o | s | t | l | e | s | j |
| p | u | t | c | d | j | t | s | s | m |
| p | g | l | x | l | h | x | u | a | o |
| h | s | y | d | e | i | b | o | b | n |
| i | v | i | e | i | q | v | h | a | e |
| r | x | n | b | f | o | p | a | n | y |
| a | c | g | v | r | p | g | n | r | d |
| p | g | r | e | e | d | d | a | a | e |
| a | o | t | f | i | x | k | n | b | e |
| e | e | z | r | w | r | h | i | s | n |
| p | d | q | v | q | h | f | a | p | t |
| x | y | t | i | r | i | p | s | z | d |

ananas  
apostles  
barnabas  
fields  
greed  
houses

lying  
money  
needy  
peter  
sapphira  
spirit



BUT YOU WILL  
RECEIVE POWER  
WHEN THE HOLY  
SPIRIT COMES ON  
YOU; AND YOU  
WILL BE MY  
WITNESSES IN  
JERUSALEM, AND  
IN ALL JUDEA AND  
SAMARIA, AND TO  
THE ENDS OF THE  
EARTH.”

ACTS 1V8



Eleanor Delpont

# ACTS SESSION 5: KEEP ON SPEAKING

# KEEP ON SPEAKING

## INTRO

So far, we have learnt how, after Jesus had gone up to Heaven, the Holy Spirit poured out on Jesus' disciples and they became God's new house, His church. The disciples started telling people about Jesus and very quickly, the religious leaders tried to stop them talking by arresting them, but God saved them. Then Satan tried to damage the church by getting into people's hearts. Despite these attacks, the church kept growing and God did many wonderful miracles. This week we are going to read how, yet again, the religious leaders try to shut down the spreading of this good news.

**MEMORY VERSE** – Relay race to collect the cards and put them in order

## STORY

Read/Act out the story in Acts 5:12-42 (There is also a Saddleback Kids video on this passage which can be found on youtube)

## YOUNGER DISCUSSION QUESTIONS

What wonderful things were happening at the beginning of the story?

Why were Peter and the apostles arrested?

How did God save them?

What did they do after they were rescued?

The chief priests told them not to talk about Jesus. How did the apostles respond?

## OLDER DISCUSSION QUESTIONS

What wonderful things were happening at the beginning of the story?

Why were Peter and the apostles arrested?

How did God save them?

What did they do after they were rescued?

Thinking about the Kingdom of God vs the Kingdom of darkness, what does God use in this passage to push back the kingdom of darkness? What does Satan use to try to stop the Kingdom of God expanding?

How do Peter and the apostles respond to the chief priests telling them to keep quiet?

**ACTIVITY** – Witness news report

**GAME** – Newspaper hockey

**CRAFT** – News article

**PRAYER** – Thank God that we have stories to tell of His goodness. Ask the Holy Spirit to empower us to tell those stories to others and not to be afraid of sharing them.

# ACTIVITY – WITNESS NEWS REPORT

You will need: A microphone or object that you can pretend is a microphone (such as a hairbrush), a hat to identify the interviewer, a notepad pen and hat to identify the reporter

The apostles were witnesses of what Jesus had done. That means they had seen Jesus do miracles and rise from the dead and they told people what they had seen and what He had taught them.

We can be Jesus' witnesses as well! We can tell people about what we have seen and heard, answers to prayer, things Jesus has taught us, family stories of miracles that have happened in our families and so on.

One person act as the reporter [hat, notepad, pen], one as the interviewer [hat and microphone], one as the witness.

In the style of a news report, interview the witness. Prep the leaders to demo this before asking for volunteers from the kids to have a go. For example...

*Hello! It's [YOUR NAME] here reporting to you from [YOUR CHURCH]. I have with me [WITNESS' NAME] who has witnessed the goodness of Jesus.*

*{WITNESS' NAME} tell me, how have you experienced Jesus in your life?*

*OR*

*What miracle has your family experienced?*

*What is Jesus like?*

*What answers to prayer have you seen?*

*What has Jesus taught you?*

*Tell us about your favourite Bible story*





## GAME = NEWSPAPER HOCKEY!

*When God was building His church, the evil one was trying to mess it up.*

You will need: rolled up newspaper to make two poles that will be used as hockey sticks. Newspaper rolled up into a ball. Cones or other objects to mark a large rectangular playing area and two goals, one at either end.

1. Split the children into two teams and give each child in that team a number
2. Have the two teams wait behind opposite goals, a hockey stick at each goal and the ball in the middle of the playing area
3. When a child's number is called, they run to pick up their team's stick and try to hit the ball into the opponents goal
4. The first to score wins a point for their team and both players return to behind their goal
5. Then a new number is called and the children with that number run out to try and score

## CRAFT - NEWS PAPER

*We are witnesses of God's goodness*

You will need: worksheets, pens, scissors, glue

In groups of three, mixing the ages so that older children can help younger children, share stories of Jesus' goodness in your lives and choose one story between you to report on.

- 1 Person write an article to stick onto the newspaper (worksheet templates provided)
- 1 Person draw a picture to stick onto the newspaper
- 1 Person write the title of the article and colour in the newspaper borders

Stick it altogether to make a news article about a story of God's goodness.

The story could be an answer to prayer, a story from the Bible, a miracle that you or someone you know has experienced.









Write down  
story in the  
shape and cut  
out and stick  
onto  
newspaper





Draw and cut  
out picture and  
stick onto  
newspaper



Draw and cut  
out picture and  
stick onto  
newspaper

Eleanor Delpont

# ACTS SESSION 6: STEPHEN'S COURAGE

# STEPHEN'S COURAGE

## INTRO

After Jesus went up into Heaven, He poured out His Holy Spirit on all of the disciples and they began to witness about Jesus with great power and miracles. The religious leaders were very angry and arrested and threatened the disciples, but they kept speaking anyway. Let's see what happens next.

**MEMORY VERSE** – Tag the memory verse cards to peoples backs. Split into two teams. Chase one another to get the cards off each other's backs and put them in order in your team as quickly as possible. (Acts 1v8 see page 12-15)

## STORY

Read/Act out the story in Acts 6:8-15 and 7:51-60 (You could summarise 7:1-50 with "Stephen spoke to the religious leaders, showing them that all through the Old Testament, from Abraham to Solomon, God's people continually fought against the good things God was doing among them.")

## DISCUSSION QUESTIONS

Who was Stephen?

What was he doing when he was arrested?

Who arrested him?

What was Stephen's face like (Luke 6:15)?

Why were the chief priests angry with Stephen?

What did Stephen see as he was being killed?

What did Stephen say as he died in Acts 7:59-60?

Do you remember what Jesus said on the cross? (Luke 23:34 and Luke 23:46)

How is Stephen like Jesus?

Do you think Stephen was afraid to die? Why/why not?

**GAME** – Hide the object

**CRAFT** – Moving picture

**PRAYER** – There are people all over the world who are hurt or killed for following Jesus. They need strength and help from the Holy Spirit. Spend some time praying for Christians in a country where they are hurt for following Jesus. (For example, according to [opendoorsus.org](http://opendoorsus.org) at the time of writing, North Korea is a country where Christians experience extreme persecution.)

Ask God to make us courageous like Stephen

## GAME - HIDE THE OBJECT

*Stephen saw Heaven, though it was hidden from the scribes and the religious leaders. In this game, you will need to guess where the object is, though you cannot see it.*

You will need: number of random different sized objects equal to half the number of children, or if there are lots of children, they can take turns in teams of 5. E.g. football, table tennis bat, book, pen, apple




1. Split the children into two teams
2. Team 1 turns away to face the wall, while Team 2 distributes one object per person to hide somewhere in their clothing/on themselves
3. When the objects are hidden, Team 2 lines up to face Team 1, who turn around
4. Team 1 then has to guess which person is hiding which object in as few guesses as possible
5. When all are guessed correctly, swap over and Team 1 will have a go at hiding the objects

## CRAFT - MOVING PICTURE

You will need: worksheets, colouring pens, split pins, scissors, (cotton wool and glue optionally)

Using the worksheet provided, colour in the picture and cut out the clouds. Attach the two clouds to the rest of the picture at the X mark with a split pin. You could also stick cotton wool to the clouds with glue.

STEPHEN THE MARTYR - ACTS 6:8-7:60





Eleanor Delport

# ACTS SESSION 7: THE FREE GIFT OF GOD



# FREE GIFT

## INTRO

After Jesus went up into Heaven, He poured out His Holy Spirit on all of the disciples and they began to witness about Jesus with great power and miracles. The religious leaders were very angry and were arresting the disciples in Jerusalem. They even killed Stephen for talking about Jesus. Because of this persecution, Jesus' disciples scattered throughout Judea and Samaria and the good news of Jesus spread further and further.

**MEMORY VERSE** – Tag the memory verse cards to peoples backs. Split into two teams. Chase one another to get the cards off each other's backs and put them in order in your team as quickly as possible. (Acts 1v8 see page 12-15)

## STORY

Read/Act out the story in Acts 8:4-25

## DISCUSSION QUESTIONS

Who was Philip?

He went to Samaria. Where was Samaria? (see map page 50)

What miracles were happening as Philip preached about Jesus?

Peter and John came to pray for people to receive the Holy Spirit. Who is the Holy Spirit?

A magician called Simon saw the miracles, believed in Jesus and was baptised. It seemed to be going well for him, but then he did something that shocked Peter. What did he do?

He tried to pay with money! Why is this a bad thing?

Jesus already paid for us to be able to be washed clean, come into His family (symbolised by water baptism) and to be filled with the Holy Spirit, but He did not pay with money. What did Jesus pay with?

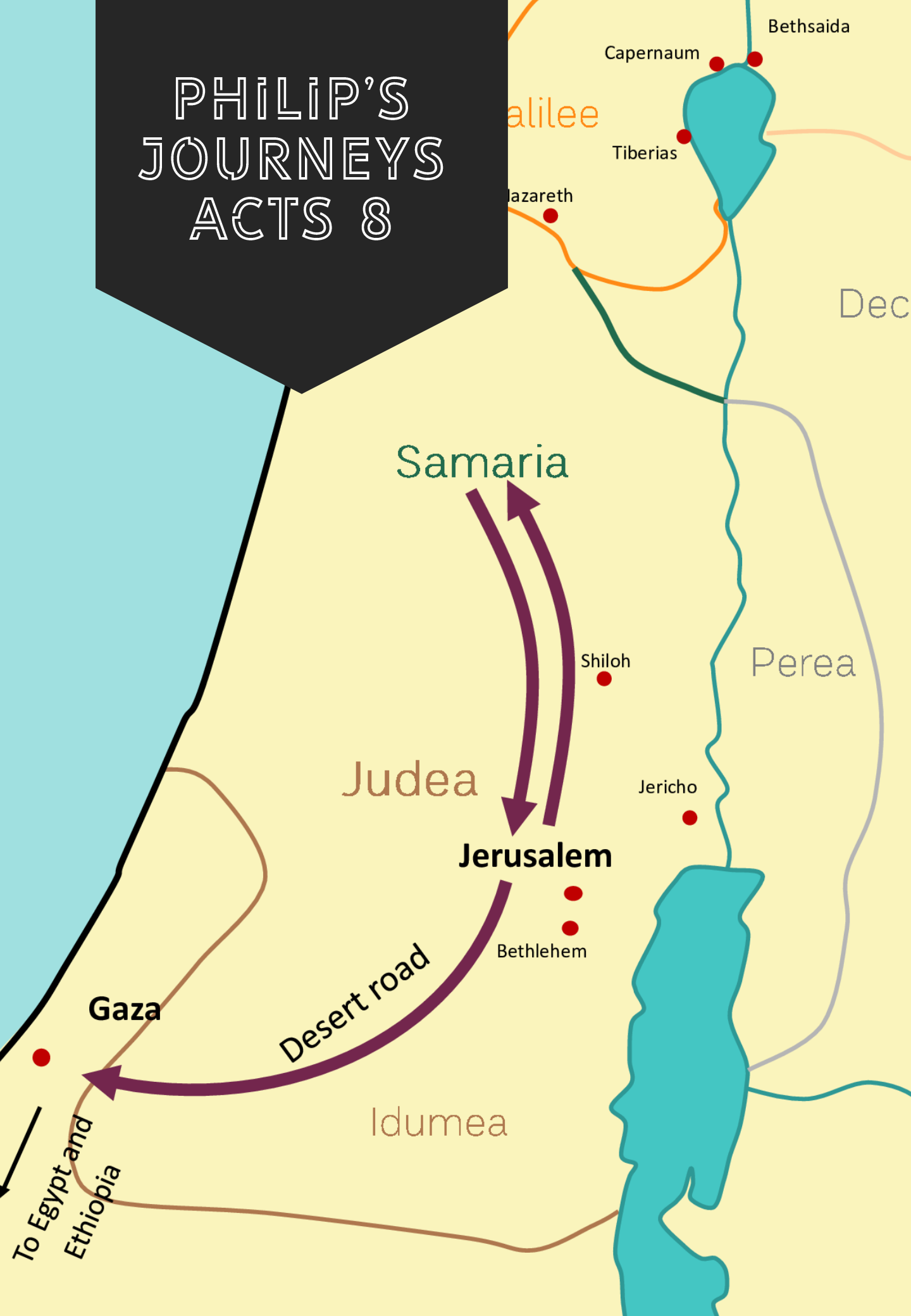
**GAME** – Heads and tails

**ACTIVITY** – Grace of God

**CRAFT** – Gift of God

**PRAYER** – Thank Jesus for paying for us to be able to receive His Holy Spirit. The Holy Spirit is God. He helps us, teaches us and empowers us to live our lives for Jesus. What would you like the Holy Spirit to help you with? Pray for each other

# PHILIP'S JOURNEYS ACTS 8



## GAME - HEADS AND TAILS

*Simon the magician tried to pay for God's gifts with money! We will make much better use of this coin with a game.*

You will need: 1 coin, enough beanbags or one per child

1. Give each child a bean bag and line them up at one end of the room
2. A leader flips the coin and shouts out what it lands on
3. If it lands on "Heads!" the children must balance the beanbag on their heads and cross the room to the other side. If it lands on "Tails!" the children must balance the bean bag on their back and cross the room on all fours
4. Repeat until they have let off enough steam!

If older children find it too easy to balance on their heads, challenge them to balance it on their heads and hop across the room without dropping it.

## ACTIVITY - GRACE OF GOD

*You will need: a packet of marshmallows (or treat of some kind) with enough for everyone to have one*

A leader holding the marshmallow packet picks a child at random and asks them to stand up. The leader gives them a marshmallow and asks them what they did to deserve that marshmallow. (Nothing) How much did they pay for it? (Nothing)

*God's love is a free gift. We cannot earn it. Jesus paid for it on the cross. He does not give us eternal life or the Holy Spirit, because we deserve it, but because He loves us and He wants to give it to us. This is what the Bible calls grace.*

The other children may start complaining or asking for a marshmallow. Give a marshmallow to everyone who asks for one.

*Jesus' grace is not for just one person, but for everyone who asks to receive it. It is a free gift available to everybody.*

## CRAFT - FREE GIFT

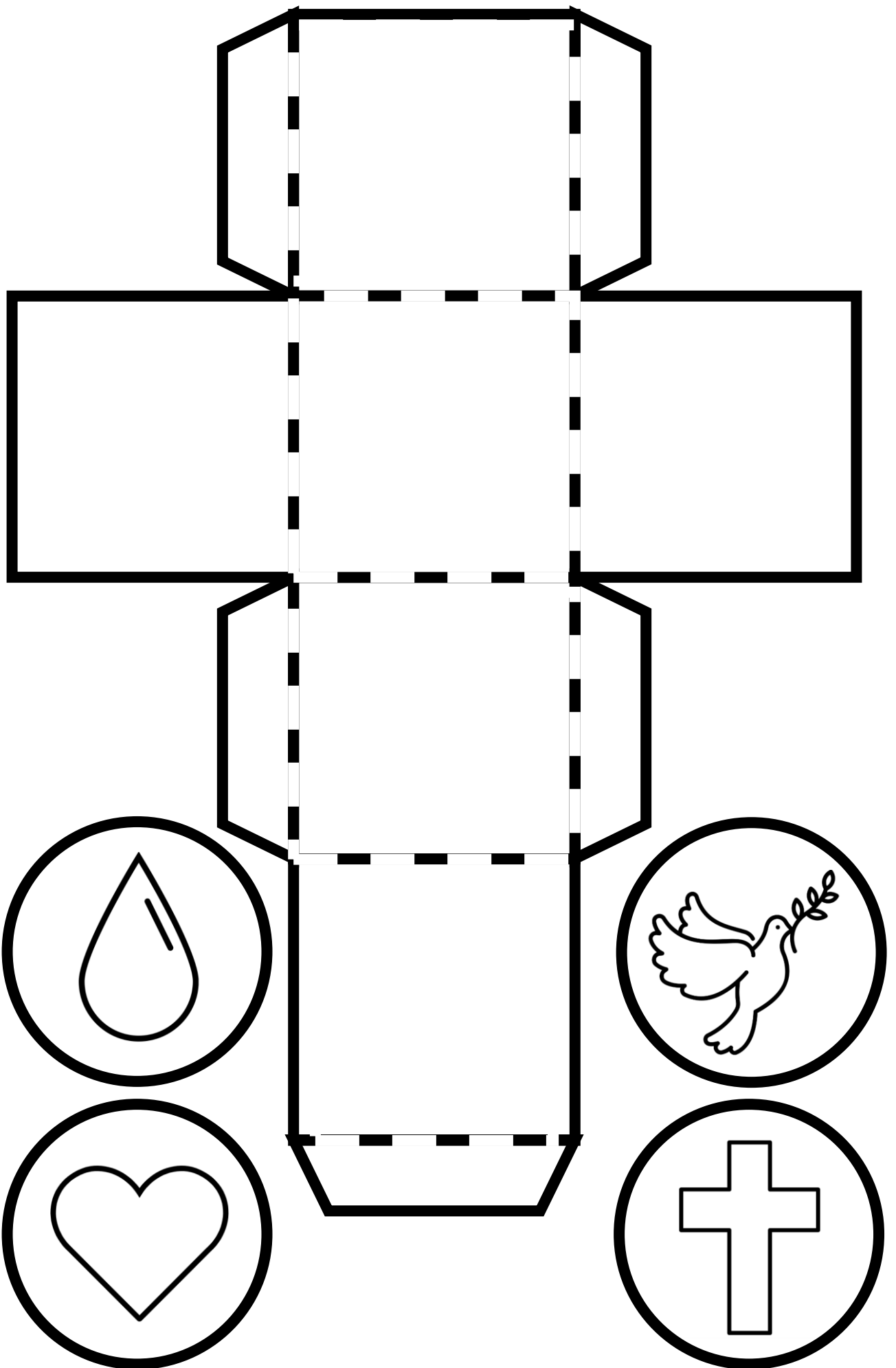
You will need: worksheets, colouring pens, glue, scissors

Using the worksheet provided, colour in the box and coins (alternatively, use scraps of wrapping paper to decorate the box as a collage)

Cut out the box and fold it along the dotted lines, gluing it together using the tabs

Cut out the coins and place them in the box

The coins remind us that salvation (cross), the Holy Spirit (dove), being washed clean (water) and receiving the love of God (heart) come to us as free gifts. They are already paid for by Jesus!





Eleanor Delpont

# ACTS SESSION 8: SEARCHING FOR THE ONE

# SEARCHING FOR THE ONE

## INTRO

After Jesus went up into Heaven, He poured out His Holy Spirit on all of the disciples and they began to witness about Jesus with great power and miracles. The religious leaders were very angry and started to arrest and do terrible things to Jesus' followers, so Jesus' followers spread out from Jerusalem further and further and they told people about Jesus wherever they went.

**MEMORY VERSE** – Relay race to collect the memory verse cards and put them in order. You could do three-legged race or hopping race for example. (Acts 1v8 see page 12-15)

## STORY

Philip preached in Samaria and saw many miracles and people coming to Jesus. Things were going really well for him. If you were in a situation where things were going well, lots of people were being healed and becoming Christians and you were very popular, would you want to leave?

Read/Act out the story in Acts 8:26-40

## DISCUSSION QUESTIONS

Just when everything was exciting and crowds were responding to Jesus, the Holy Spirit asked Philip to leave. Where did God send Philip? (use map, page 50)

Who did He send Philip to?

What happened?

How did the Ethiopian eunuch respond to the good news of Jesus?

## ACTIVITY – Lost sheep

Jesus cares about people so much, that He will leave the crowds and search for His one lost sheep out in the desert.

Imagine if your whole school was in assembly and Jesus was talking to them, but you were alone out on the school field. Do you think Jesus would care about you enough to leave the whole school sitting in assembly and go and find you and sit down on the field to talk just with you? He would, because He loves you.

## GAME – Chariot races

## CRAFT –

**PRAYER** – Thank Jesus for His love for each of us. Pray that He would help you take part in finding His lost sheep. Pray that He would guide us like He guided Philip.





## GAME - CHARIOT RACES

*Philip met the Ethiopian eunuch riding a chariot. Try these chariot races and see which is your favourite way to travel*

1. Wheelbarrow race: One child (the wheelbarrow) walks on their hands, while the other child (the driver) holds their ankles
2. Chariot race: Race with one child on another child's back like a piggy-back ride
3. Horse race: Race with one child on all fours and another child riding on their back
4. Queens carriage race: Two children cross hands and grip each other's forearms to make a seat and a small child sits between them.

## ACTIVITY – PARABLE OF THE LOST SHEEP

One adult will be the shepherd, and another will be the narrator/instructor. The children will be the sheep.

**Narrator:** Jesus once told a parable about a shepherd with many sheep, which will help us understand why He sent Philip away from the crowds. You will all be the sheep and here is our shepherd!

*[Shepherd introduces himself/herself]*

During the day, the shepherd led the sheep out onto the hillsides to graze.

*[Shepherd tells the sheep to wander around the room pretending to graze. Narrator taps one child on the shoulder and ask them to hide]*

At night, the shepherd gathers in the sheep to the fold and counts all of them

*[Shepherd calls to the sheep and counts them up]*

One night, a sheep went missing! I wonder what he will do...

**Shepherd:** Ah never mind! There's plenty more where they came from!

**Narrator:** Is that how he would react?

**Shepherd:** Oh good, one less sheep to worry about!

**Narrator:** Is that how he would react?

**Shepherd:** Oh no! My sheep is out there in danger! I must go and find it!

**Narrator:** Is that how he would react?

*[Shepherd searches for the sheep and rejoices when he finds it.]*

**Narrator:** Jesus taught us that God loves everyone and if even one person is lost, He will not rest until He has found them. He said that heaven has throws a party whenever one person comes home to Him.

In today's story about Philip, who do you think was like the lost sheep?



## CRAFT - SEARCH AND FIND PICTURE

You will need: worksheets, colouring pens, glue, scissors


Using the worksheet provided, colour in the desert scene

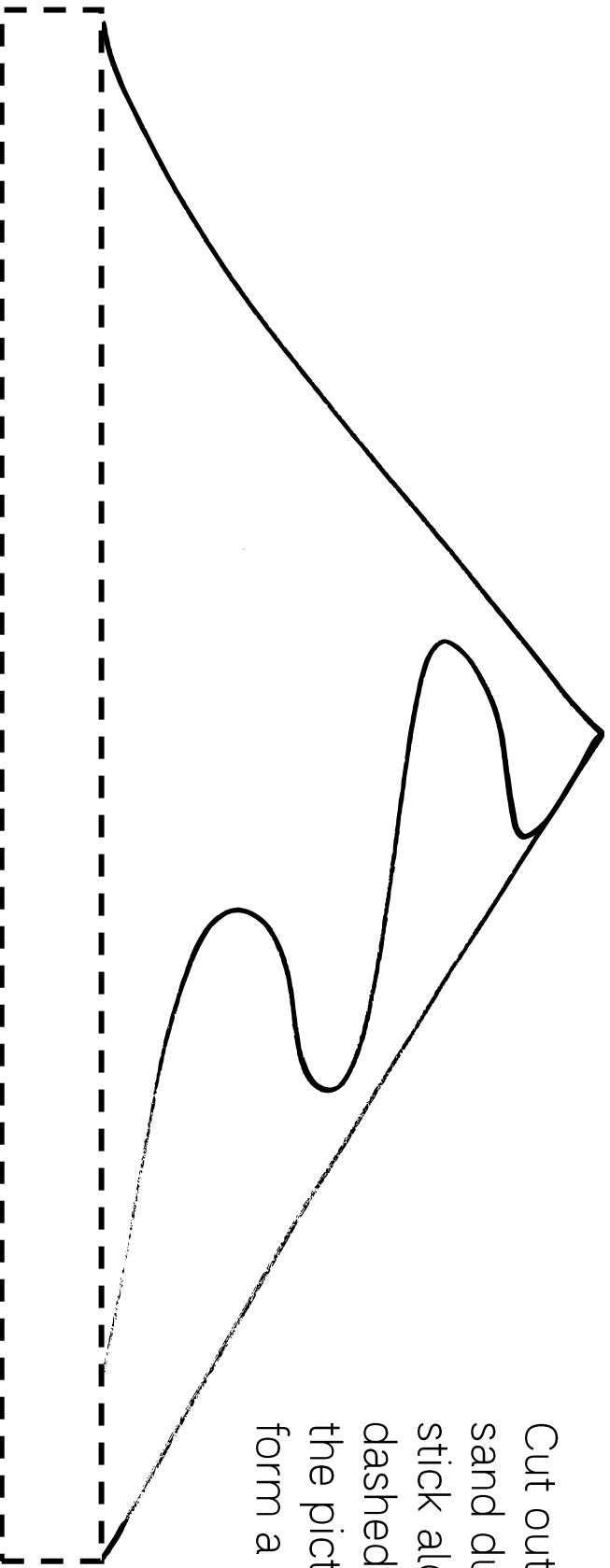
Cut out the sand dune and stick it along the dotted line on the desert picture to make a flap that hides the Ethiopian Eunuch.

The Holy Spirit sent Philip to find the Ethiopian eunuch even though he was out in the desert. God knew that the Ethiopian was like one of His lost sheep that needed saving. God sent His servant Philip to go and find him and tell him the good news about Jesus.

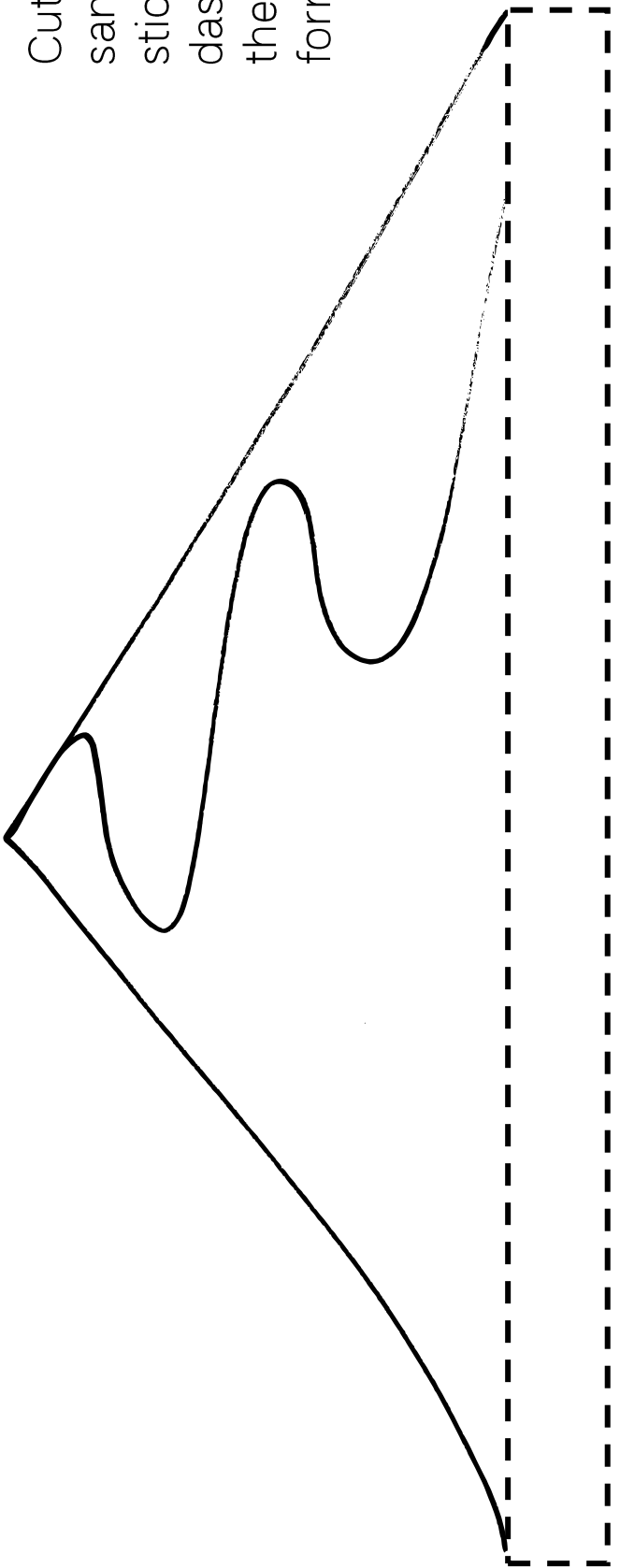
# THE ETHIOPIAN EUNUCH ACTS 8:26-40

Then Philip opened his mouth, and beginning with this scripture he told him the good news about Jesus. (Acts 8v35)





Cut out the sand dune and stick along the dashed line on the picture to form a flap



Cut out the sand dune and stick along the dashed line on the picture to form a flap



Eleanor Delpont

# ACTS SESSION 9: SUMMARY

## GAME - SHUTTLE RUNS

*The disciples were scattered further and further afield and spread the good news wherever they went. In these races, you will need to go further and further to pick up the bean bags*

You will need: 16 bean bags, cones

1. Split the children into 4 teams (or a sensible amount of teams for your group size) and set out the cone in 4 rows with a couple of meters between each cone and a bean bag at each cone
2. Line each team behind their starting cone
3. The first players run and pick up the bean bags, bring it back to the start line, run and collect the second, bring it back, run to the third, bring it back, to the fourth and bring it back
4. The second player in the team takes a bean bag to the first cone, runs back, takes one to the second cone, runs back, to the third, runs back, to the fourth, runs back, and so on.

*Sometimes the disciples would travel in pairs, like when Peter and John travelled to Samaria You could do the same race but as a three-legged race, where the children run in pairs.*




## CRAFT - MOVING PICTURE

You will need: worksheets, colouring pens, split pins, scissors, (cotton wool and glue optionally)

Using the worksheet provided, colour in the picture and cut out the clouds. Attach the two clouds to the rest of the picture at the X mark with a split pin. You could also stick cotton wool to the clouds with glue.



STEPHEN THE MARTYR - ACTS 6:8-7:60



## CRAFT - NEWS PAPER

*We are witnesses of God's goodness*

You will need: worksheets, pens, scissors, glue

In groups of three, mixing the ages so that older children can help younger children, share stories of Jesus' goodness in your lives and choose one story between you to report on.

- 1 Person write an article to stick onto the newspaper (worksheet templates provided)
- 1 Person draw a picture to stick onto the newspaper
- 1 Person write the title of the article and colour in the newspaper borders

Stick it altogether to make a news article about a story of God's goodness.


The story could be an answer to prayer, a story from the Bible, a miracle that you or someone you know has experienced.






Write down  
story in the  
shape and cut  
out and stick  
onto  
newspaper





Draw and cut  
out picture and  
stick onto  
newspaper



Draw and cut  
out picture and  
stick onto  
newspaper